

ACCESS SERVICE

6. Switched Access Service6.1 General

Switched Access Service, which is available to customers for their use in furnishing their services to end users, provides a two-point electrical communications path between a customer designated premises and an end user's premises. It provides for the use of common terminating, switching, and trunking facilities and for the use of common subscriber plant of the Telephone Company. Switched Access Service provides for the ability to originate calls from an end user's premises to a customer designated premises, and to terminate calls from a customer designated premises to an end user's premises in the LATA where it is provided. Specific references to material describing the elements of Switched Access Service are provided in 6.1.3 and 6.5 through 6.9 following.

Rates and charges for Switched Access Service depend generally on the specific Feature Group ordered by the customer, e.g., for MTS or WATS services or MTS/WATS equivalent services, and whether it is provided in a Telephone Company end office that is equipped to provide equal or non equal access. Rates and charges for Switched Access Service are set forth in 17.1 following. The application of rates for Switched Access Service is described in 6.4 following. Rates and charges for services other than Switched Access Service, e.g., a customer's interLATA toll message service, may also be applicable when Switched Access Service is used in conjunction with these other services. Descriptions of such applicability are provided in 6.4.5, 6.4.9, 6.5.1(H), 6.5.3, 6.6.1(G), 6.6.2(D), 6.7.1(F) and 6.8.1(E) following. Finally, a credit is applied against line side Switched Access Service charges as described in 6.4.8 following.

Transmittal No. 1

Issued: October 9, 2003

Effective: October 24, 2003

Brian H. Strom, President - CEO
SureWest Telephone
200 Vernon Street
Roseville, California 95678

ACCESS SERVICE

6. Switched Access Service (Cont'd)6.1 General (Cont'd)6.1.1 Description and Provision of Switched Access Service Arrangements(A) Description

Switched Access Service is provided in three different Feature Group arrangements which are service categories of standard and optional features. These are differentiated by their technical characteristics, e.g., line side vs. trunk side connection at the Telephone Company first point of switching. They are also differentiated by optional feature availability and the manner in which the end user accesses them in originating calling, e.g., with or without access codes of various lengths and digits.

The provision of each Feature Group requires Local Transport facilities, including an Entrance Facility where required, and the appropriate End Office functions. In addition, Special Access Service may, at the option of the customer, be connected with Feature Groups A, B or D (D) at Telephone Company designated WATS Serving Offices.

There are three specific transmission specifications (i.e., Types A, B and C) that have been identified for the provision of Feature Groups. The Technical specifications for the Entrance Facility and Direct Trunked Transport are the same as those set forth in Section 7 following for Voice Grade and High Capacity Services. The specifications provided are dependent on the Interface Group and the routing of the service, i.e., whether the service is routed directly to the end office or via an access tandem. The parameters for the transmission specifications are set forth in 15.1.2 following.

Transmittal No. 1

Issued: October 9, 2003

Effective: October 24, 2003

Brian H. Strom, President - CEO
SureWest Telephone
200 Vernon Street
Roseville, California 95678

ACCESS SERVICE

6. Switched Access Service (Cont'd)6.1 General (Cont'd)6.1.1 Description and Provision of Switched Access Service Arrangements
(Cont'd)(A) Description (Cont'd)

Feature Groups are arranged for either originating, terminating or two-way calling, based on the customer end office switching capacity ordered. Originating calling permits the delivery of calls from Telephone Exchange Service locations to the customer designated premises. Terminating calling permits the delivery of calls from the customer designated premises to Telephone Exchange Service locations. Two-way calling permits the delivery of calls in both directions, but not simultaneously. The Telephone Company will determine the type of calling to be provided unless the customer requests that a different type of directional calling is to be provided. In such cases, the Telephone Company will work cooperatively with the customer to determine the directionality.

There are various optional features associated with Local Transport, Common Switching, and Transport Termination available with the Feature Groups. In addition, the Interim NXX Translation optional feature is available with Feature Group D.

Detailed descriptions of each of the available Feature Groups are set forth in 6.5 through 6.9 following. Each Feature Group is described in terms of its specific physical characteristics and calling capabilities, the optional features available for use with it and the standard testing capabilities.

Transmittal No. 1

Issued: October 9, 2003

Effective: October 24, 2003

Brian H. Strom, President - CEO
SureWest Telephone
200 Vernon Street
Roseville, California 95678

ACCESS SERVICE

6. Switched Access Service (Cont'd)6.1 General (Cont'd)6.1.1 Description and Provision of Switched Access Service Arrangements (Cont'd)(A) Description (Cont'd)

The Common Switching and Transport Termination optional features, which are described in 6.10 following, unless specifically stated otherwise, are available at all Telephone Company end office switches.

(B) Manner of Provision

Switched Access is furnished in either quantities of lines or trunks, or in busy hour minutes of capacity (BHMCs). FGA Access and FGB Access are furnished on a per-line or per-trunk basis respectively. FGD Access is furnished on a BHMC basis and on a per trunk basis as set forth in 5.2 preceding.

BHMCs are differentiated by type and directionality of traffic carried over a Switched Access Service arrangement. Differentiation of traffic among BHMC types is necessary for the Telephone Company to properly design Switched Access Service to meet the traffic carrying capacity requirement of the customer.

There are two major BHMC categories identified as: Originating and Terminating. Originating BHMCs represent access capacity within a LATA for carrying traffic from the end user to the customer; Terminating BHMCs represent access capacity within a LATA for carrying traffic from the customer to the end user.

Transmittal No. 1

Issued: October 9, 2003

Effective: October 24, 2003

Brian H. Strom, President - CEO
SureWest Telephone
200 Vernon Street
Roseville, California 95678

ACCESS SERVICE

6. Switched Access Service (Cont'd)6.1 General (Cont'd)6.1.1 Description and Provision of Switched Access Service Arrangements
(Cont'd)(B) Manner of Provision (Cont'd)

When ordering capacity for FGD Access, the customer must at a minimum specify such access capacity in terms of Originating BHMCs and/or Terminating BHMCs.

Because some customers will wish to further segregate their originating traffic into separate trunk groups, or because segregation may be required by network considerations originating BHMCs are further categorized into Domestic, 800, 900, Operator and IDDD. Domestic BHMCs represent access capacity for carrying only domestic traffic other than 800, 900 and Operator traffic; IDDD BHMCs represent access capacity for carrying only international traffic; and, 800, 900 and Operator BHMCs represent access capacity for carrying, respectively, only 800, 900 or Operator traffic. When ordering such types of access capacity, the customer must specify Domestic, 800, 900, Operator or IDDD BHMCs.

Transmittal No. 1

Issued: October 9, 2003

Effective: October 24, 2003

Brian H. Strom, President - CEO
SureWest Telephone
200 Vernon Street
Roseville, California 95678

ACCESS SERVICE

6. Switched Access Service (Cont'd)6.1 General (Cont'd)6.1.2 Ordering Options and Conditions

Switched Access Service is ordered under the Access Order provisions set forth in 5.2 preceding. Also, included in that section are regulations concerning miscellaneous service order charges which may be associated with Switched Access Service ordering (e.g., Service Date Changes, Cancellations, etc.).

6.1.3 Rate Categories

There are four rate categories which apply to Switched Access Service:

- Local Transport (described in 6.1.3(A) following)
- End Office (described in 6.1.3(B) following)
- Chargeable Optional Features (described in 6.1.3(C) following)
- Common Line (described in Section 3. preceding)

Transmittal No. 1

Issued: October 9, 2003

Effective: October 24, 2003

Brian H. Strom, President - CEO
SureWest Telephone
200 Vernon Street
Roseville, California 95678

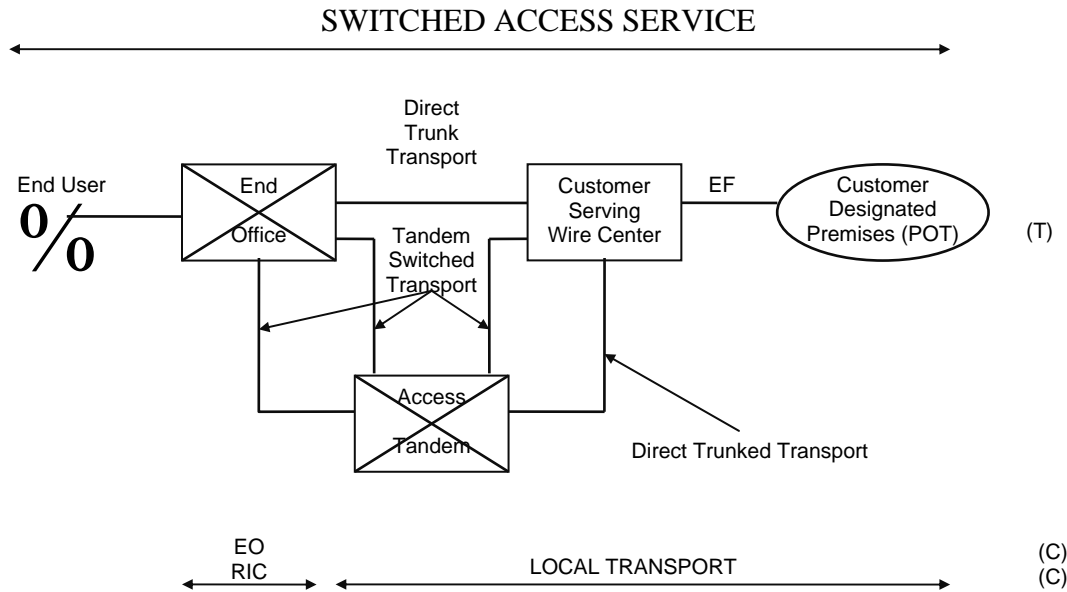
ACCESS SERVICE

6. Switched Access Service (Cont'd)

6.1 General (Cont'd)

6.1.3 Rate Categories (Cont'd)

The following diagram depicts a generic view of the components of Switched Access Service and the manner in which the components are combined to provide a complete Access Service.



- (C) EO - End Office
- (C) EF - Entrance Facility
- (C) Direct Trunked Transport
- (C) - Direct Trunked Facility
- (C) - Direct Trunked Termination
- (C) Tandem Switched Transport
- (C) - Tandem Switched Facility
- (C) - Tandem Switched Termination
- (C) - Tandem Switching
- (D)

Transmittal No. 24

Issued: February 27, 2006

Effective: March 14, 2006

Steve Oldham, President - CEO
 SureWest Telephone
 200 Vernon Street
 Roseville, California 95678

ACCESS SERVICE

6. Switched Access Service (Cont'd)6.1 General (Cont'd)6.1.3 Rate Categories (Cont'd)(A) Local Transport

The Local Transport rate category establishes the charges related to the transmission and tandem switching facilities between the customer designated premises and the end office switch(es), which may be a Remote Switching Module(s), where the customer's traffic is switched to originate or terminate the customer's communications. Mileage measurement rules are set forth in 6.4.6 following and in this section.

Local Transport is a two-way voice frequency transmission path composed of facilities determined by the Telephone Company. The two-way voice frequency transmission path permits the transport of calls in the originating direction (from the end user end office switch to the customer designated premises) and in the terminating direction (from the customer designated premises to the end office switch), but not simultaneously. The voice frequency transmission path may be comprised of any form or configuration of plant capable of and typically used in the telecommunications industry for the transmission of voice and associated telephone signals within the frequency bandwidth of approximately 300 to 3000 Hz. The customer must specify the choice of facilities (i.e., Voice Grade 2 or 4 wire or High Capacity DS1 or DS3) to be used in the provision of the Direct Trunked Transport or Entrance Facility.

Transmittal No. 1

Issued: October 9, 2003

Effective: October 24, 2003

Brian H. Strom, President - CEO
SureWest Telephone
200 Vernon Street
Roseville, California 95678

ACCESS SERVICE

6. Switched Access Service (Cont'd)6.1 General (Cont'd)6.1.3 Rate Categories (Cont'd)(A) Local Transport (Cont'd)

The customer must specify when ordering (1) whether the service is to be directly routed to an end office switch or through an access tandem switch, (2) the type of Direct Trunked Transport and whether it will overflow to Tandem Switched Transport when service is directly routed to an end office, (3) the type of Entrance Facility, (4) the directionality of the service, and (5) when multiplexing is required, the hub(s) at which the multiplexing will be provided.

Additionally, when service is to be routed through an access tandem switch, the customer must specify whether the facility between the serving wire center and the tandem is to be provided as Direct Trunked Transport or Tandem Switched Transport.

When the customer has both Tandem Switched Transport and Direct Trunked Transport at the same end office, the customer will be provided Alternate Traffic Routing as set forth in 6.6.3 for FGB service and 6.8.3 for FGD service following.

Direct Trunked Transport is available at all tandems and at all end offices except those end offices identified in NATIONAL EXCHANGE CARRIER ASSOCIATION, INC. TARIFF F.C.C. NO. 4, as not having the capability to provide Direct Trunked Transport. Direct Trunked Transport is not available: (1) from end offices that provide equal access through a centralized equal access arrangement, (2) from end offices that lack recording or measurement capability, and (3) for originating 800 calls from non-Service Switching Point (SSP) equipped end offices that cannot accommodate direct trunking of originating 800 calls, except as identified in NATIONAL EXCHANGE CARRIER ASSOCIATION, INC. TARIFF F.C.C. No. 4.

Transmittal No. 1

Issued: October 9, 2003

Effective: October 24, 2003

Brian H. Strom, President - CEO
SureWest Telephone
200 Vernon Street
Roseville, California 95678

ACCESS SERVICE

6. Switched Access Service (Cont'd)6.1 General (Cont'd)6.1.3 Rate Categories (Cont'd)(A) Local Transport (Cont'd)

Local Transport is provided at the rates and charges set forth in 17.1.2 following. The application of these rates with respect to individual Feature Groups is as set forth in 6.4.1(C) following. When more than one telephone company is involved in providing the Switched Access Service, the Local Transport rates are applied as set forth in 2.4.7 preceding.

The Local Transport Rate Category includes four classes of rate elements: (1) Entrance Facility, (2) Direct Trunked Transport, (3) Tandem Switched Transport, and (5) Multiplexing.

(1) Entrance Facility

The Entrance Facility recovers a portion of the costs associated with the communications path between a customer designated premises and the serving wire center of that premises. Included as part of the Entrance Facility is a standard channel interface arrangement which defines the technical characteristics associated with the type of facilities to which the access service is to be connected at the customer designated premises and the type of signaling capability, if any.

Transmittal No. 1

Issued: October 9, 2003

Effective: October 24, 2003

Brian H. Strom, President - CEO
SureWest Telephone
200 Vernon Street
Roseville, California 95678

ACCESS SERVICE

6. Switched Access Service (Cont'd)6.1 General (Cont'd)6.1.3 Rate Categories (Cont'd)(A) Local Transport (Cont'd)(1) Entrance Facility (Cont'd)

Three types of Entrance Facility are available:

(1) Voice Grade 2 or 4 wire (an analog channel with an approximate bandwidth of 300 to 3000 hz), (2) High Capacity DS1 (an isochronous serial digital channel with a rate of 1.544 Mbps) and (3) High Capacity DS3 (and isochronous serial digital channel with a rate of 44.736 Mbps). The minimum period for which a DS3 Entrance Facility is provided is twelve months.

One charge applies for each Entrance Facility that is terminated at a customer designated premises. This charge will apply even if the customer designated premises and the serving wire center are collocated in a telephone company building.

At customer request, their Local Transport may be connected to the Entrance Facility of another customer, providing the other customer submits a Letter of Authorization for this connection and assumes full responsibility for the cost of the Entrance Facility.

See Section 7.2.8 for rate regulations associated with the Rate Stability Payment Plans and Vintage Rates for Rate Stability Payment Plans for DS3 Entrance Facilities.

(2) Direct Trunked Transport

The Direct Trunked Transport rate elements recover a portion of the cost associated with the communications path between the serving wire center and an end office or serving wire center and a tandem on circuits dedicated to the use of a single customer.

Direct Trunked Transport is available to all tandems and to all end offices except those end offices identified in NATIONAL EXCHANGE CARRIER ASSOCIATION, INC. TARIFF F.C.C. No. 4, "Wire Center Information," as not having the capability to provide Direct Trunked Transport.

Transmittal No. 1

Issued: October 9, 2003

Effective: October 24, 2003

Brian H. Strom, President - CEO
SureWest Telephone
200 Vernon Street
Roseville, California 95678

ACCESS SERVICE

6. Switched Access Service (Cont'd)6.1 General (Cont'd)6.1.3 Rate Categories (Cont'd)(A) Local Transport (Cont'd)(2) Direct Trunked Transport (Cont'd)

Direct Trunked Transport is not available: (1) from end offices that provide equal access through a centralized equal access arrangement, (2) from end offices that lack recording or measurement capability, and (3) for originating 800 calls from non-Service Switching Point (SSP) equipped end offices that can not accommodate direct trunking of originating 800 calls, except as identified in NATIONAL EXCHANGE CARRIER ASSOCIATION, INC., TARIFF F.C.C. No 4.

Three types of Direct Trunked Transport are available: (1) Voice Grade (an analog channel with an approximate bandwidth of 300 to 3000 Hz), (2) High Capacity DS1 (an isochronous serial digital channel with a rate of 1.544 Mbps), and (3) High Capacity DS3 (an isochronous serial digital channel with a rate of 44.736 Mbps). The minimum period for which a High Capacity DS3 Direct Trunked Transport is provided is twelve months.

High Capacity DS3 Direct Trunked Transport cannot be terminated at end offices that are not identified as hub offices that provide DS3 to DS1 multiplexing. Additionally, DS1 Direct Trunked Transport cannot be terminated at end offices that are not identified as hub offices that provide DS1 to Voice Grade multiplexing or are not electronic end offices. Offices that provide multiplexing are identified in NATIONAL EXCHANGE CARRIER ASSOCIATION, INC. TARIFF F.C.C. NO. 4, "Wire Center Information."

Transmittal No. 1

Issued: October 9, 2003

Effective: October 24, 2003

Brian H. Strom, President - CEO
SureWest Telephone
200 Vernon Street
Roseville, California 95678

ACCESS SERVICE

6. Switched Access Service (Cont'd)6.1 General (Cont'd)6.1.3 Rate Categories (Cont'd)(A) Local Transport (Cont'd)(2) Direct Trunked Transport (Cont'd)

Direct Trunked Transport rates consist of a Direct Trunked Facility rate which is applied on a per mile basis and a Direct Trunked Termination rate which is applied at each end of each measured segment of the Direct Trunked Facility (e.g., at the end office, hub, tandem and serving wire center). When the Direct Trunked Facility mileage is zero, the Direct Trunked Facility rate will not apply.

The Direct Trunked Facility rate recovers a portion of the costs of the transmission facilities, including intermediate transmission circuit equipment, between the end points of the interoffice circuits.

The Direct Trunked Termination rate recovers a portion of the costs of the circuit equipment that is necessary for the termination of each end of the Direct Trunked Facility.

See Section 7.2.8 for rate regulations associated with the Rate Stability Payment Plans and Vintage Rates for Rate Stability Payment Plans for DS3 Direct Trunk Termination.

(3) Tandem Switched Transport

The Tandem Switched Transport rate elements recover a portion of the costs associated with the communications path between the serving wire center and the end office or between the tandem and the end office on circuits that are switched at a tandem switch.

Tandem Switched Transport rates consist of a Tandem Switching rate, a Tandem Switched Facility rate and a Tandem Switched Termination rate.

Transmittal No. 1

Issued: October 9, 2003

Effective: October 24, 2003

Brian H. Strom, President - CEO
SureWest Telephone
200 Vernon Street
Roseville, California 95678

ACCESS SERVICE

6. Switched Access Service (Cont'd)6.1 General (Cont'd)6.1.3 Rate Categories (Cont'd)(A) Local Transport (Cont'd)(3) Tandem Switched Transport (Cont'd)

The Tandem Switching rate recovers a portion of the costs of switching traffic through an access tandem. The Tandem Switching rate specified in 17.1.2 following is applied on a per access minute per tandem basis for all originating and terminating minutes of use switched at the tandem. Tandem locations are identified in NATIONAL EXCHANGE CARRIER ASSOCIATION, INC. TARIFF F.C.C. NO. 4, "Wire Center Information."

The Tandem Switched Facility rate recovers a portion of the costs of the transmission facilities, including intermediate transmission circuit equipment, between the end points of the interoffice circuits. The Tandem Switched Facility rate specified in 17.1.2, following is applied on a per access minute per mile basis for all originating and terminating minutes of use routed over the facility.

The Tandem Switched Termination rate recovers a portion of the costs of the circuit equipment that is necessary for the termination of each end of the Tandem Switched Facility. The Tandem Switched Termination rate specified in 17.1.2, following is applied on a per access minute basis (for all originating and terminating minutes of use routed over the facility) at each end of the measured segment of Tandem Switched Facility (e.g., at the end office, Feature Group A dial tone office, host office, tandem and serving wire center). When the Tandem Switched Facility mileage is zero, the Tandem Switched Facility rate will not apply.

Transmittal No. 1

Issued: October 9, 2003

Effective: October 24, 2003

Brian H. Strom, President - CEO
SureWest Telephone
200 Vernon Street
Roseville, California 95678

ACCESS SERVICE

6. Switched Access Service (Cont'd)6.1 General (Cont'd)6.1.3 Rate Categories (Cont'd)(A) Local Transport (Cont'd)(4) Reserved(5) Multiplexing

DS3 to DS1 Multiplexing charges apply when a High Capacity DS3 Entrance Facility or High Capacity DS3 Direct Trunked Facility is connected with High Capacity DS1 Direct Trunked Transport. The DS3 to DS1 multiplexer will convert a 44.736 Mbps channel to 28 DS1 channels using digital time division multiplexing.

DS1 to Voice Grade Multiplexing charges apply when a High Capacity DS1 Entrance Facility or High Capacity DS1 Direct Trunked Facility is connected with Voice Grade Direct Trunked Transport. However, a DS1 to Voice Grade Multiplexing charge does not apply when a High Capacity DS1 Entrance Facility or High Capacity DS1 Direct Trunked Transport is terminated at an electronic end office and only Switched Access Service is provided over the DS1 facility (i.e., Voice Grade Special Access channels are not derived). The DS1 to Voice Grade Multiplexer will convert a 1.544 Mbps channel to 24 Voice Grade channels.

Transmittal No. 1

Issued: October 9, 2003

Effective: October 24, 2003

Brian H. Strom, President - CEO
SureWest Telephone
200 Vernon Street
Roseville, California 95678

ACCESS SERVICE

6. Switched Access Service (Cont'd)6.1 General (Cont'd)6.1.3 Rate Categories (Cont'd)(A) Local Transport (Cont'd)(1) Interface Groups

Ten Interface Groups are provided for terminating the Entrance Facility at the customer's designated premises. Technical specifications concerning the available interface groups are set forth in 15.1 following.

(2) Nonchargeable Optional Features

- (a) Where transmission facilities permit, the individual transmission path between the customer's designated premises and the first point of switching may at the option of the customer be provided with the following optional features as set forth and described in 15.1.1(E) following.

- Supervisory Signaling
- Customer Specified Entry Switch Receive Level
- Customer Specification of Local Transport Termination

(b) Signaling System 7 (SS7)

- (1) This ordering option allows the customer to receive signals for call set-up out of band. This option is only available with Feature Group D. This option requires the establishment of a signaling connection between the customer's SPOI and the Telephone Company's STP.
- (2) SS7 is provided in both the originating and terminating direction on Feature Group D service.

Each signaling connection is provisioned for two-way transmission of SS7 signaling information.

Transmittal No. 1

Issued: October 9, 2003

Effective: October 24, 2003

Brian H. Strom, President - CEO
SureWest Telephone
200 Vernon Street
Roseville, California 95678

ACCESS SERVICE

6. Switched Access Service (Cont'd)6.1 General (Cont'd)6.1.3 Rate Categories (Cont'd)(B) End Office

The End Office rate category establishes the charges related to the local end office switching and end user termination functions necessary to complete the transmission of Switched Access communications to and from the end users served by the local end office. The End Office rate category includes the Local Switching and Information Surcharge rate elements.

(1) Local Switching

The Local Switching rate element establishes the charges related to the use of end office switching equipment, the terminations in the end office of end user lines, and the terminations of calls at Telephone Company Intercept Operators or recordings. The local switching premium charge is applicable to all Feature Groups.

Transmittal No. 1

Issued: October 9, 2003

Effective: October 24, 2003

Brian H. Strom, President - CEO
SureWest Telephone
200 Vernon Street
Roseville, California 95678

ACCESS SERVICE

6. Switched Access Service (Cont'd)6.1 General (Cont'd)6.1.3 Rate Categories (Cont'd)(B) End Office (Cont'd)(1) Local Switching (Cont'd)

Local Switching Premium, is applicable to:

- Feature Group D,
- FGB when utilized to provide MTS/WATS service,
- Feature Groups A and B used for terminating inward WATS and WATS-type service at an equal access WATS Serving Office, and

Where end offices are appropriately equipped, international dialing may be provided as a capability associated with Local Switching Premium which provides local dial switching for Feature Group D. International dialing provides the capability of switching international calls with service prefix and address codes having more digits than are capable of being switched through a standard FGD equipped end office.

Rates for Local Switching Premium are set forth in 17.1.3 following. The application of these rates with respect to individual Feature Groups is as set forth in 6.4.1(C) following.

Transmittal No. 1

Issued: October 9, 2003

Effective: October 24, 2003

Brian H. Strom, President - CEO
SureWest Telephone
200 Vernon Street
Roseville, California 95678

ACCESS SERVICE

6. Switched Access Service (Cont'd)6.1 General (Cont'd)6.1.3 Rate Categories (Cont'd)(B) End Office (Cont'd)(1) Local Switching (Cont'd)

There are four types of functions included in the Local Switching rate element: Common Switching, Transport Termination, Line Termination and Intercept. These are described in (a) through (d) following.

- (a) **Common Switching** Common Switching provides the local end office switching functions associated with the various access (i.e., Feature Group) switching arrangements. The Common Switching arrangements provided for the various Feature Group arrangements are described in 6.5 through 6.9 following.

Included as part of Common Switching are various nonchargeable optional features which the customer can order to meet the customer's specific communications requirements. These optional features are described in 6.10.1 following.

- (b) **Transport Termination** Transport Termination functions provide for the line or trunk side arrangements which terminate the Local Transport facilities. Included

Transmittal No. 1

Issued: October 9, 2003

Effective: October 24, 2003

Brian H. Strom, President - CEO
SureWest Telephone
200 Vernon Street
Roseville, California 95678

ACCESS SERVICE

6. Switched Access Service (Cont'd)6.1 General (Cont'd)6.1.3 Rate Categories (Cont'd)(B) End Office (Cont'd)(1) Local Switching (Cont'd)(b) Transport Termination (Cont'd)

as part of these functions are various nonchargeable optional termination arrangements. These optional terminating arrangements are described in 6.10.2 following.

The number of Transport Terminations provided will be determined by the Telephone Company as set forth in 6.2.5 following.

(c) Line Termination

Line Termination provides for the terminations of end user lines in the local end office. There are two types of Line Terminations, i.e., Common Line Terminations and Special Access Service Terminations utilized in the provision of WATS or WATS-type services at Telephone Company designated WATS Serving Offices.

The above Special Access Service Terminations are differentiated by line side vs. trunk side terminations. In addition, there are various types of originating and terminating line side terminations depending on the type of signaling

Transmittal No. 1

Issued: October 9, 2003

Effective: October 24, 2003

Brian H. Strom, President - CEO
SureWest Telephone
200 Vernon Street
Roseville, California 95678

ACCESS SERVICE

6. Switched Access Service (Cont'd)6.1 General (Cont'd)6.1.3 Rate Categories (Cont'd)(B) End Office (Cont'd)(1) Local Switching (Cont'd)(c) Line Termination (Cont'd)

associated with the Special Access Service. Line side terminations are available with either dial pulse or dual tone multifrequency address signaling.

(d) Intercept

The Intercept function provides for the termination of a call at a Telephone Company Intercept operator or recording. The operator or recording tells a caller why a call, as dialed, could not be completed, and if possible, provides the correct number.

Transmittal No. 1

Issued: October 9, 2003

Effective: October 24, 2003

Brian H. Strom, President - CEO
SureWest Telephone
200 Vernon Street
Roseville, California 95678

ACCESS SERVICE

6. Switched Access Service (Cont'd)6.1 General (Cont'd)6.1.3 Rate Categories (Cont'd)(B) End Office (Cont'd)(2) Information Surcharge

Information Surcharge rates are assessed to a customer based on the total number of access minutes. Information Surcharge rates are as set forth in 17.1.3(B) following. The application of these rates with respect to individual Feature Groups is as set forth in 6.4.1(C) following.

The number of end office switching transmission paths will be determined as set forth in 6.2.5 following.

Transmittal No. 1

Issued: October 9, 2003

Effective: October 24, 2003

Brian H. Strom, President - CEO
SureWest Telephone
200 Vernon Street
Roseville, California 95678

ACCESS SERVICE

6. Switched Access Service (Cont'd)6.1 General (Cont'd)6.1.3 Rate Categories (Cont'd)(C) Chargeable Optional Features

Where facilities permit, the Telephone Company will, at the option of the customer, provide the following chargeable optional features.

(1) Interim NXX Translation

The Interim NXX Translation rate element provides for customer identification when calls are directed by end users in the 1+SAC+NXX-XXXX format. The NXX codes are assigned to specific customers in conformance with the North American Numbering Plan (NANP). NXX code assignment(s) will be made by the Bellcore NANP Coordinator. The Telephone Company will use the NXX code to identify the customer to whose point of termination the traffic is to be delivered, (i.e., at appropriately equipped electronic end offices, access tandems or through contracted arrangements with other parties.) It is then the responsibility of the customer to do any further translation the customer deems necessary to route the call. Customer assigned NXX codes which have not been ordered will be blocked.

A nonrecurring charge, as set forth in 17.1.1 following, is associated with this optional feature. This nonrecurring charge is assessed by the Telephone Company on a per order, per LATA basis and is applied in lieu of the Access Order Charge specified in 17.3.1(A) following. The nonrecurring charge is

Transmittal No. 1

Issued: October 9, 2003

Effective: October 24, 2003

Brian H. Strom, President - CEO
SureWest Telephone
200 Vernon Street
Roseville, California 95678

ACCESS SERVICE

6. Switched Access Service (Cont'd)6.1 General (Cont'd)6.1.3 Rate Categories (Cont'd)(C) Chargeable Optional Features (Cont'd) (T)(1) Interim NXX Translation (Cont'd)

assessed only by the Telephone Company that provides the final translation function. A Telephone Company is said to have provided the final Interim NXX Translation when its translation identifies the customer's traffic and this traffic is then delivered to the customer's point of termination without any further translation. The Description and application of this charge with respect to Feature Group D is as set forth in 6.4.1(B)(2) and 6.4.1(C) following.

(2) Operator Transfer Service

Operator Transfer Service may be provided with Feature Group D Switched Access Service at Telephone Company designated Operator Service Location. Operator Transfer Service is an originating service. The rate is assessed per 0- call transferred to a customer's operator. An 0- call is considered transferred when the Telephone Company Operator activates the switch transferring the call to the designated customer and the customer acknowledges receipt.

In addition to the Operator Transfer Service charge described above and in 6.10.3 following, Feature Group D Switched Access rates and charges as set forth in 6.4.1(C) following will apply per minute of use (T)
(T)

Operator Transfer Service Charges, provided for in this tariff, are applied only to those calls actually transferred by the Telephone Company to the customer's operator. (T)

Transmittal No. 24

Issued: February 27, 2006

Effective: March 14, 2006

Steve Oldham, President - CEO
SureWest Telephone
200 Vernon Street
Roseville, California 95678

ACCESS SERVICE

6. Switched Access Service (Cont'd)6.1 General (Cont'd)6.1.3 Rate Categories (Cont'd)(C) Chargeable Optional Features (Cont'd)(3) Toll Free Number Data Base Query

Toll Free Number Data Base Query Service performs the Toll Free Number Customer Identification Function to determine the customer to whom these calls must be routed. For all toll free 1+8XX-NXX-XXXX calls, originated by an end user, the Telephone Company will perform the customer identification function utilizing a Toll Free Number Data Base to screen the dialed ten digits of the Toll Free Number call to determine the customer selected by the Toll Free Number subscriber to carry that toll free call. If the toll free call originates from an end office switch not equipped to provide the customer identification function, the call will be routed to an access tandem switch equipped to provide the customer identification function. Once customer identification has been established through Toll Free Number Data Base Query Service, the toll free call will be routed to the selected customer for completion.

With the customer identification function utilizing the Toll Free Data Base Query Service, 1+8XX-NXX-XXXX call routing is based on the routing instructions the Toll Free Number subscriber arranges to enter into the Number Administration Service Center's (NASC) Service Management System (SMS). 1+8XX-NXX-XXXX calls may be routed on a simple call turn around basis to one particular customer or to different customers based on the LATA in which the toll free call originates. This is defined as a Basic Toll Free Number Data Base Query.

1+8XX-NXX-XXXX calls may also be routed:

Transmittal No. 1

Issued: October 9, 2003

Effective: October 24, 2003

Brian H. Strom, President - CEO
SureWest Telephone
200 Vernon Street
Roseville, California 95678

ACCESS SERVICE

6. Switched Access Service (Cont'd)6.1 General (Cont'd)6.1.3 Rate Categories (Cont'd)(C) Chargeable Optional Features (Cont'd)(3) Toll Free Number Data Base Query (Cont'd)

- (a) To different customers based on time of day, day of week, or based on number of calls allocated by Toll Free Number subscriber selected percentages.
- (b) To different terminating locations based on time of day, day of week, or based on number of calls allocated by Toll Free Number subscriber selected percentages.
- (c) To standard seven digit local exchange telephone numbers at the terminating end based on the Toll Free Number subscriber's specific requirements.

These are defined as Premium Toll Free Number Data Base Queries.

The Toll Free Number subscriber is responsible for arranging the entry of the various routing instructions discussed herein into the NASC's SMS.

Rate regulations and Charges applicable to Toll Free Number Data Base Query Service appear in 6.1.3(C)(4) and 17.1.5(A).

Transmittal No. 1

Issued: October 9, 2003

Effective: October 24, 2003

Brian H. Strom, President - CEO
SureWest Telephone
200 Vernon Street
Roseville, California 95678

ACCESS SERVICE

6. Switched Access Service (Cont'd)6.1 General (Cont'd)6.1.3 Rate Categories (Cont'd)(C) Chargeable Optional Features (Cont'd)(4) Carrier Identification Code Parameter (CICP)

Carrier Identification Code Parameter (CICP) is an optional feature which identifies and transmits the Carrier Identification Code (CIC) within the SS7 out of band call set up, known as the initial address message (IAM), associated with each call sent to subscribing customers. CICP is only available with originating Feature Group D Switched Access Service from suitably equipped SS7 out of band signaling end offices and access tandems. When CICP is provided, the switch will transmit the CIC of the presubscribed line or the CIC selected when the end user places a call using or 101XXXX dialing. CICP is provided per trunk group at a monthly recurring rate as specified in 17.1.5(C).

6.1.4 Special Facilities Routing

Any customer may request that the facilities used to provide Switched Access Service be specially routed. The regulations for Special Facilities Routing (i.e., Avoidance, Diversity and Cable-Only) are set forth in Section 11. following.

6.1.5 Design Layout Report

At the request of the customer, the Telephone Company will provide to the customer the makeup of the facilities and services provided from the customer's premises to the first point of switching. This information will be provided in the form of a Design Layout Report. The Design Layout Report will be provided to the customer at no charge, and will be reissued or updated whenever these facilities are materially changed.

Transmittal No. 1

Issued: October 9, 2003

Effective: October 24, 2003

Brian H. Strom, President - CEO
SureWest Telephone
200 Vernon Street
Roseville, California 95678

ACCESS SERVICE

6. Switched Access Service (Cont'd)6.2 Undertaking of the Telephone Company

In addition to the obligations of the Telephone Company set forth in Section 2. preceding, the Telephone Company has certain other obligations concerning only the provision of Switched Access Service. These obligations are as follows:

6.2.1 Network Management

The Telephone Company will administer its network to insure the provision of acceptable service levels to all telecommunications users of the Telephone Company's network services. Generally, service levels are considered acceptable only when both end users and customers are able to establish connections with little or no delay encountered within the Telephone Company network. The Telephone Company maintains the right to apply protective controls, i.e., those actions, such as call gapping, which selectively cancel the completion of traffic, over any traffic carried over its network, including that associated with a customer's Switched Access Service. Generally, such protective measures would only be taken as a result of occurrences such as failure or overload of Telephone Company or customer facilities, natural disasters, mass calling or national security demands. In the event that the protective controls applied by the Telephone Company result in the complete loss of service by the customer, the customer will be granted a Credit Allowance for Service Interruption as set forth in 2.4.4(B)(3) preceding.

6.2.2 Transmission Specifications

Each Switched Access Service transmission path is provided with standard transmission specifications. There are three different standard specifications (Types A, B and C). The standard for a particular transmission path is dependent on the Feature Group,

Transmittal No. 1

Issued: October 9, 2003

Effective: October 24, 2003

Brian H. Strom, President - CEO
SureWest Telephone
200 Vernon Street
Roseville, California 95678

ACCESS SERVICE

6. Switched Access Service (Cont'd)6.2 Undertaking of the Telephone Company (Cont'd)6.2.2 Transmission Specifications (Cont'd)

the Interface Group and whether the service is directly routed or via an access tandem. The available transmission specifications are set forth in 15.1.2 following. Data Transmission Parameters are also provided with each Switched Access Service transmission path. The Telephone Company will, upon notifications by the customer that the data parameters set forth in 15.1.3 following are not being met, conduct tests independently or in cooperation with the customer, and take any necessary action to insure that the data parameters are met.

The Telephone Company will maintain existing transmission specifications on functioning service configurations installed prior to May 25, 1984, except that service configurations having performance specifications exceeding the standards set forth in 15.1.2 following will be maintained at the performance levels specified.

The transmission specifications concerning Switched Access Service are limits which, when exceeded, may require the immediate corrective action of the Telephone Company. The transmission specifications are set forth in 15.1.2 following. Acceptance limits are set forth in Technical Reference TR-NPL-000334. This Technical Reference also provides the basis for determining Switched Access Service maintenance limits.

6.2.3 Provision of Service Performance Data

Subject to availability, end-to-end service performance data available to the Telephone Company

Transmittal No. 1

Issued: October 9, 2003

Effective: October 24, 2003

Brian H. Strom, President - CEO
SureWest Telephone
200 Vernon Street
Roseville, California 95678

ACCESS SERVICE

6. Switched Access Service (Cont'd)6.2 Undertaking of the Telephone Company (Cont'd)6.2.3 Provision of Service Performance Data (Cont'd)

through its own service evaluation routines, may also be made available to the customer based on previously arranged intervals and format. These data provide information on overall end-to-end call completion and non-completion performance, e.g., customer equipment blockage, failure results and transmission performance. These data do not include service performance data which are provided under other tariff sections, e.g., tasting service results. If data are to be provided in other than paper format, the charges for such exchange will be determined on an individual case basis.

6.2.4 Testing(A) Acceptance Testing

At no additional charge the Telephone Company will, at the customer's request, cooperatively test at the time of installation, the following parameters: loss, C-notched noise, C-message noise, 3-tone slope, d.c. continuity and operational signaling. When the Local Transport; is provided with Interface Groups 2 through 10, and the Transport Termination is two-wire (i.e., there is a four-wire to two-wire conversion in Local Transport), balance parameters (equal level echo path loss) may also be tested.

(B) Routine Testing

At no additional charge the Telephone Company will, at the customer's request, test after installation on an automatic or manual basis, 1004 Hz loss, C-message noise and Balance (Return loss).

Transmittal No. 1

Issued: October 9, 2003

Effective: October 24, 2003

Brian H. Strom, President - CEO
SureWest Telephone
200 Vernon Street
Roseville, California 95678

ACCESS SERVICE

6. Switched Access Service (Cont'd)6.2 Undertaking of the Telephone Company (Cont'd)6.2.4 Testing (Cont'd)(B) Routine Testing (Cont'd)

In the case of automatic testing, the customer shall provide remote office test lines and 105 test lines with associated responders or their functional equivalent.

The frequency of these tests will be that which is mutually agreed upon by the customer and the Telephone Company, but shall consist of not less than quarterly 1004 Hz Loss and C-message noise tests and an annual Balance test. Trunk test failures requiring customer participation for trouble resolution will be provided to the customer on an as occurs basis.

Additional tests may be ordered as set forth in 13.3.1 following. Charges for these additional tests are set forth in 17.3.4 following.

6.2.5 Determination of Number of Transmission Paths

For Feature Groups A and B, which are ordered on a per line or per trunk basis respectively, and Feature Groups C and D when ordered on a per trunk basis, the customer specifies the type of transport facilities and the number of channels in the order for service.

For Tandem Switched Transport, the Telephone Company will determine the number of Switched Access Service transmission paths to be provided for the Switched Access Feature Group C and D busy hour minutes of capacity ordered. The number of transmission paths will be developed using the total busy hour minutes of capacity by type (as described in 6.1.1(B) preceding) for the end offices

Transmittal No. 1

Issued: October 9, 2003

Effective: October 24, 2003

Brian H. Strom, President - CEO
SureWest Telephone
200 Vernon Street
Roseville, California 95678

ACCESS SERVICE

6. Switched Access Service (Cont'd)6.2 Undertaking of the Telephone Company (Cont'd)6.2.5 Determination of Number of Transmission Paths (Cont'd)

for each Feature Group ordered from a customer's designated premises. The total busy hour minutes of capacity by type (e.g., originating, terminating, IDDD, Operator) for the end office will be converted to transmission paths using standard Telephone Company traffic engineering methods. The number of transmission paths provided shall be the number required based on (1) the use of access tandem switches and end office switches, (2) the use of the end office switches only, or (3) the use of the tandem switches only.

6.2.6 Trunk Group Measurement Reports

Subject to availability, the Telephone Company will make available trunk group data in the form of usage in CCS, peg count and overflow, to the customer based on previously agreed to intervals.

6.3 Obligations of the Customer

In addition to the obligations of the customer set forth in Section 2. preceding, the customer has certain specific obligations pertaining to the use of Switched Access Service. These obligations are as follows:

6.3.1 Report Requirements

Customers are responsible for providing the following reports to the Telephone Company, when applicable.

(A) Jurisdictional Reports

When a customer orders Switched Access Service for both interstate and intrastate use, the

Transmittal No. 1

Issued: October 9, 2003

Effective: October 24, 2003

Brian H. Strom, President - CEO
SureWest Telephone
200 Vernon Street
Roseville, California 95678

ACCESS SERVICE

6. Switched Access Service (Cont'd)6.3 Obligations of the Customer (Cont'd)6.3.1 Report Requirements (Cont'd)(A) Jurisdictional Reports (Cont'd)

customer is responsible for providing reports as set forth in 2.3.11 preceding. Charges will be apportioned in accordance with those reports. The method to be used for determining the interstate charges is set forth in 2.3.12 preceding.

(B) Code Screening Reports

When a customer orders service class routing, trunk access limitation or call gapping arrangements, it must report the number of trunks and/or the appropriate codes to be instituted in each end office or access tandem switch, for each of the arrangements ordered.

6.3.2 Trunk Group Measurement Reports

With the agreement of the customer, trunk group data in the form of usage in CCS, peg count and overflow for its end of all access trunk groups, where technologically feasible, will be made available to the Telephone Company. These data will be used to monitor trunk group utilization and service performance and will be based on previously arranged intervals and format.

6.3.3 Supervisory Signaling

The customer's facilities shall provide the necessary on-hook, off-hook, answer and disconnect supervision.

Transmittal No. 1

Issued: October 9, 2003

Effective: October 24, 2003

Brian H. Strom, President - CEO
SureWest Telephone
200 Vernon Street
Roseville, California 95678

ACCESS SERVICE

6. Switched Access Service (Cont'd)6.3 Obligations of the Customer (Cont'd)6.3.4 Short Duration Mass Calling Requirements

When a customer offers service for which a substantial call volume is expected during a short period of time (e.g., 900 service media stimulated events), the customer must notify the Telephone Company at least 48 hours in advance of each peak period. Notification should include the nature, time, duration, and frequency of the event, an estimated call volume, and the telephone number(s) to be used. On the basis of the information provided, the Telephone Company may invoke network management controls, (e.g., call gapping and code blocking) to reduce the probability of excessive network congestion. The Telephone Company will work cooperatively with the customer to determine the appropriate level of such control.

Transmittal No. 1

Issued: October 9, 2003

Effective: October 24, 2003

Brian H. Strom, President - CEO
SureWest Telephone
200 Vernon Street
Roseville, California 95678

ACCESS SERVICE

6. Switched Access Service (Cont'd)6.4 Rate Regulations

This section contains the specific regulations governing the rates and charges that apply for Switched Access Service.

6.4.1 Description and Application of Rates and Charges

There are two types of rates and charges that apply to Switched Access Service. These are usage rates and nonrecurring charges. These rates and charges are applied differently to the various rate elements as set forth in (C) following.

(A) Usage Rates

Usage rates for Switched Access Service are rates that apply on a per access minute basis when a specific rate element is used except for Network Blocking which is applied on a per call blocked basis beyond the blocking threshold. Access minute charges and network blocking charges are accumulated over a monthly period.

(B) Nonrecurring Charges

Nonrecurring charges are one-time charges that apply for a specific work activity (i.e., installation or change to an existing service). The types of nonrecurring charges that apply for Switched Access Service are: installation of service, Interim NXX translation optional feature and service rearrangements and Flexible Automatic Number Identification Optional Feature. These charges, with the exception of the Interim NXX Translation optional feature, are in addition to the Access Order Charge as specified in 17.1.1(B) following.

Transmittal No. 1

Issued: October 9, 2003

Effective: October 24, 2003

Brian H. Strom, President - CEO
SureWest Telephone
200 Vernon Street
Roseville, California 95678

ACCESS SERVICE

6. Switched Access Service (Cont'd)6.4 Rate Regulations6.4.1 Description and Application of Rates and Charges (Cont'd)(B) Nonrecurring Charges (Cont'd)(1) Installation of Service

A Local Transport nonrecurring installation charge, as set forth in 17.1.1(A) following, will be applied at the serving wire center for each Entrance Facility installed. Additionally, a nonrecurring trunk installation and/or activation charge as set forth in 17.1.1(C) following, will be applied at each end office, when ordered to the end office on a per order, per end office basis or at the tandem when ordered to the tandem for each group of 24 Direct Trunked Transport trunks or fraction thereof that is activated (i.e., designated by the customer to be used to carry switched access). A maximum of 24 trunks can be activated on a DS1 facility and a maximum of 672 trunks can be activated on a DS3 facility.

For example, if a customer orders a DS1 Entrance Facility and requests activation of 18 of the available circuits, the customer will be charged one Local Transport High Capacity DS1 Installation nonrecurring charge at the serving wire center and one Direct Trunked Transport Activated nonrecurring charge at the end office. If at a later date the customer requests the activation of three more circuits, the customer will then be charged an additional Direct Trunked Transport Activated nonrecurring charge. These charges are in addition to the Access Order Charge as specified in 17.3.1(A) following.

(2) Interim NXX Translation Optional Feature

This nonrecurring charge applies to the initial order for the installation of the Interim NXX Translation optional feature with Feature Group C or Feature Group D Switched Access Service and for each subsequent order received to add or change NXX

Transmittal No. 1

Issued: October 9, 2003

Effective: October 24, 2003

Brian H. Strom, President - CEO
SureWest Telephone
200 Vernon Street
Roseville, California 95678

ACCESS SERVICE

6. Switched Access Service (Cont'd)6.4 Rate Regulations6.4.1 Description and Application of Rates and Charges (Cont'd)(B) Nonrecurring Charges (Cont'd)(2) Interim NXX Translation Optional Feature (Cont'd)

translation codes. This charge, if applicable, applies whether this optional feature is installed coincident with or at any time subsequent to the installation of Switched Access Services. This charge is applied by the Telephone Company per order, per LATA. When it is necessary for multiple telephone companies to provide the translation function, the nonrecurring charge is assessed only by the Telephone Company that provides the final translation function which identifies the customer's traffic and this traffic is then delivered to the customer's point of termination without any further translation.

(3) Service Rearrangements

All changes to existing services other than changes involving administrative activities and the off-hook supervisory signaling of FGA Access Services, will be treated as a discontinuance of the existing service and an installation of a new service. The nonrecurring charge described in (1) preceding will apply for this work activity. Moves that change the physical location of the point of termination are described and charged for as set forth in 6.4.4 following.

- If, due to technical limitations of the Telephone Company, a customer could not combine its Interim NXX traffic with its other trunk side Switched Access Services, no charge shall apply to combine these trunk groups when it becomes technically possible.

Transmittal No. 1

Issued: October 9, 2003

Effective: October 24, 2003

Brian H. Strom, President - CEO
SureWest Telephone
200 Vernon Street
Roseville, California 95678

ACCESS SERVICE

6. Switched Access Service (Cont'd)6.4 Rate Regulations (Cont'd)6.4.1 Description and Application of Rates and Charges (Cont'd)(B) Nonrecurring Charges (Cont'd)(3) Service Rearrangements (Cont'd)

Administrative changes will be made without charge(s) to the customer. Administrative changes are as follows:

- Change of customer name,
- Change of customer or customer's end user premises address when the change of address is not a result of a physical relocation of equipment,
- Change in billing date (name, address, or contact name or telephone number),
- Change of agency authorization,
- Change of customer circuit identification,
- Change of billing account number,
- Change of customer test line number,
- Change of customer or customer's end user contact name or telephone number, and
- Change of jurisdiction.

Changes to the point in time when the off-hook supervisory signal is provided in the originating call sequence i.e., when the off-hook supervisory signal is changed from being provided by the customer's equipment before the called party answers to being forwarded by the customer's equipment when the called party answers or vice versa, are subject to the Access Order Charge as set forth in 17.3.1(A) following.

Transmittal No. 1

Issued: October 9, 2003

Effective: October 24, 2003

Brian H. Strom, President - CEO
SureWest Telephone
200 Vernon Street
Roseville, California 95678

ACCESS SERVICE

6. Switched Access Service (Cont'd)6.4 Rate Regulations (Cont'd)6.4.1 Description and Application of Rates and Charges (Cont'd)(B) Nonrecurring Charges (Cont'd)(3) Service Rearrangements (Cont'd)

For additions, changes or modifications to an optional feature which has a separate nonrecurring charge, that nonrecurring charge will apply.

For additions, changes, or modifications to optional features that do not have their own separate nonrecurring charges, an Access Order Charge as set forth in 17.3.1(A) following will apply. When an optional feature is not required on each transmission path, but rather for an entire transmission path group, an end office or an access tandem switch, only one such charge will apply (i.e., it will not apply per transmission path).

Rearrangements of the STP Port Termination utilized for CCS/SS7 Interconnection Service will be treated as a discontinuance of the existing service and an installation of a new service.

(4)

(C) Application of Rates

Rates are applied on a flat-rated or per access minute basis or rates are applied on a per query basis either as basic or premium.

Transmittal No. 1

Issued: October 9, 2003

Effective: October 24, 2003

Brian H. Strom, President - CEO
SureWest Telephone
200 Vernon Street
Roseville, California 95678

ACCESS SERVICE

6. Switched Access Service (Cont'd)6.4 Rate Regulations6.4.1 Description and Application of Rates and Charges (Cont'd)(C) Application of Rates (Cont'd)

The application of these rates is dependent upon the Feature Group, type of Entrance Facility, type of Transport (e.g., Direct Trunked Transport, Tandem Switched Transport, type of Multiplexing) and the availability of equal access capabilities in the end office to which the service is provided.

(1) Local Transport Rates

Local Transport rates apply to all access minutes that originate or terminate at end offices equipped with equal access (i.e., FGD) capabilities. In addition, Local Transport rates apply to FGB access minutes when utilized in the provision of MTS/WATS service.

When access minutes are carried over flat rated services, the appropriate Local Transport rates will apply to all of the flat rated rate elements (e.g., Entrance Facility, Direct Trunked Facility, Direct Trunked Termination and Multiplexing).

Transmittal No. 1

Issued: October 9, 2003

Effective: October 24, 2003

Brian H. Strom, President - CEO
SureWest Telephone
200 Vernon Street
Roseville, California 95678

ACCESS SERVICE

6. Switched Access Service (Cont'd)6.4 Rate Regulations6.4.1 Description and Application of Rates and Charges (Cont'd)(C) Application of Rates (Cont'd)(2) Transition Billing Arrangement

When FGA, or FGB Switched Access Service, except as set forth in (1) preceding, provided to an entry switch (i.e., dial tone office for FGA and access tandem for FGB) has usage originating from and/or terminating at both end offices, rates will apply in the following manner:

- (a) All access minutes that originate from or terminate at the end office(s) will be billed as follows:

Transmittal No. 1

Issued: October 9, 2003

Effective: October 24, 2003

Brian H. Strom, President - CEO
SureWest Telephone
200 Vernon Street
Roseville, California 95678

ACCESS SERVICE

6. Switched Access Service (Cont'd)

6.4 Rate Regulations

6.4.1 Description and Application of Rates and Charges (Cont'd)

(C) Application of Rates (Cont'd)

(2) Transition Billing Arrangement (Cont'd)

(a) (Cont'd)

- (1) Where end office specific usage data is available, rates apply only to the measured access minutes originating from or terminating at the end office(s).

Transmittal No. 1

Issued: October 9, 2003

Effective: October 24, 2003

Brian H. Strom, President - CEO
SureWest Telephone
200 Vernon Street
Roseville, California 95678

ACCESS SERVICE

6. Switched Access Service (Cont'd)6.4 Rate Regulations6.4.1 Description and Application of Rates and Charges (Cont'd)(C) Application of Rates (Cont'd)(2) Transition Billing Arrangement (Cont'd)

(b) (Cont'd)

- (2) Where end office specific usage data is not available for originating and/or terminating FGA or FGB, the total originating and/or terminating usage will be measured or assumed usage at the entry switch as set forth respectively in 6.5.4 and 6.6.4 following.

Transmittal No. 1

Issued: October 9, 2003

Effective: October 24, 2003

Brian H. Strom, President - CEO
SureWest Telephone
200 Vernon Street
Roseville, California 95678

ACCESS SERVICE

6. Switched Access Service (Cont'd)6.4 Rate Regulations6.4.1 Description and Application of Rates and Charges (Cont'd)(C) Application of Rates (Cont'd)(2) Transition Billing Arrangement (Cont'd)

(b) (Cont'd)

(2) (Cont'd)

For purposes of administering this provision: (1) subscriber lines are defined as exchange services lines, Centrex lines and Centrex-type lines provided by the Telephone Company under its local and/or general exchange service tariff; (2) the access area is defined as the local calling area of the dial tone office for originating FGA, the entire LATA for terminating FGA, and all end offices subtending the access tandem or originating and terminating FGB; and (3) the local calling area of the dial tone office is as defined in the Telephone Company's local and/or general exchange service tariff.

Transmittal No. 1

Issued: October 9, 2003

Effective: October 24, 2003

Brian H. Strom, President - CEO
SureWest Telephone
200 Vernon Street
Roseville, California 95678

ACCESS SERVICE

6. Switched Access Service (Cont'd)6.4 Rate Regulations6.4.1 Description and Application of Rates and Charges (Cont'd)(C) Application of Rates (Cont'd)(2) Transition Billing Arrangement (Cont'd)

(b) (Cont'd)

- (3) Where FGD Switched Access Serviced is provided to a customer in an end office(s) where that customer's FGA or FGB access minutes have been determined in accordance with (ii) preceding, such access minutes will be adjusted in the following manner. For each FGD access minute originating from or terminating at the end office, the originating or terminating FGA or FGB access minutes determined as set in (ii) preceding will be reduced on a one for one basis, but in no event shall the reduction exceed the total number of FGA or FGB access minutes originating from or terminating at that end office. The customer will be billed for the revised number of access minutes.

Transmittal No. 1

Issued: October 9, 2003

Effective: October 24, 2003

Brian H. Strom, President - CEO
SureWest Telephone
200 Vernon Street
Roseville, California 95678

ACCESS SERVICE

6. Switched Access Service (Cont'd)6.4 Rate Regulations6.4.1 Description and Application of Rates and Charges (Cont'd)(C) Application of Rates (Cont'd)(3) Toll Free Number Data Base Query Service

Query usage charges for Toll Free Number Data Base Query Service shown in 17.1.4 apply as follows:

- (A) A Basic Toll Free Number Data Base Query charge will apply for each basic toll free call query that is completed at the designated Toll Free Number data base. Per query charges are accumulated over a monthly period and billed to the customer on a monthly basis.
- (B) A Premium Toll Free Number Data Base Query charge will apply for each premium toll free call query that is completed at the designated Toll Free Number data base. Per query charges are accumulated over a monthly period and billed to the customer on a monthly basis.

A query is considered completed when the response contains a valid carrier identification code.

Transmittal No. 1

Issued: October 9, 2003

Effective: October 24, 2003

Brian H. Strom, President - CEO
SureWest Telephone
200 Vernon Street
Roseville, California 95678

ACCESS SERVICE

6. Switched Access Service (Cont'd)

6.4 Rate Regulations

6.4.1 Description and Application of Rates and Charges (Cont'd)

(C) Application of Rates (Cont'd)

Transmittal No. 1

Issued: October 9, 2003

Effective: October 24, 2003

Brian H. Strom, President - CEO
SureWest Telephone
200 Vernon Street
Roseville, California 95678

ACCESS SERVICE

6. Switched Access Service (Cont'd)

6.4 Rate Regulations

6.4.1 Description and Application of Rates and Charges (Cont'd)

(C) Application of Rates (Cont'd)

Transmittal No. 1

Issued: October 9, 2003

Effective: October 24, 2003

Brian H. Strom, President - CEO
SureWest Telephone
200 Vernon Street
Roseville, California 95678

ACCESS SERVICE

6. Switched Access Service (Cont'd)6.4 Rate Regulations (Cont'd)6.4.1 Description and Application of Rates and Charges (Cont'd)(C) Application of Rates (Cont'd)(4) Shared Transport

Shared Transport refers to a rate application that is applicable only when the customer orders High Capacity Direct Trunked Transport between a serving wire center and a telephone company hub where the Telephone Company performs multiplexing/de-multiplexing functions and the same customer then orders the derived channels as Direct Trunked Transport and Tandem Switched Transport. When the same customer also orders Special Access Service to be provided over this same High Capacity facility, this service is considered to be Mixed Use and the regulations set forth in 7.2.7 following must first be applied to separate the portion to be charged as Switched Access Service from the portion to be charged as Special Access Service.

Except as noted above, the Switched Access Service will be ordered, provided and rated as Direct Trunked Transport (i.e., Direct Trunked Facility and Direct Trunked Termination). As each derived channel is activated for Tandem Switched Transport, the High Capacity Direct Trunked Transport and Multiplexing rates will be reduced accordingly (e.g., 1/24th for a High Capacity DS1 service, 1/672nd for a High Capacity DS3 service, etc.). Tandem Switched Transport rates and charges, as set forth in 17.1.2 following, will apply for each channel that is used to provide the Tandem Switched Transport.

Transmittal No. 1

Issued: October 9, 2003

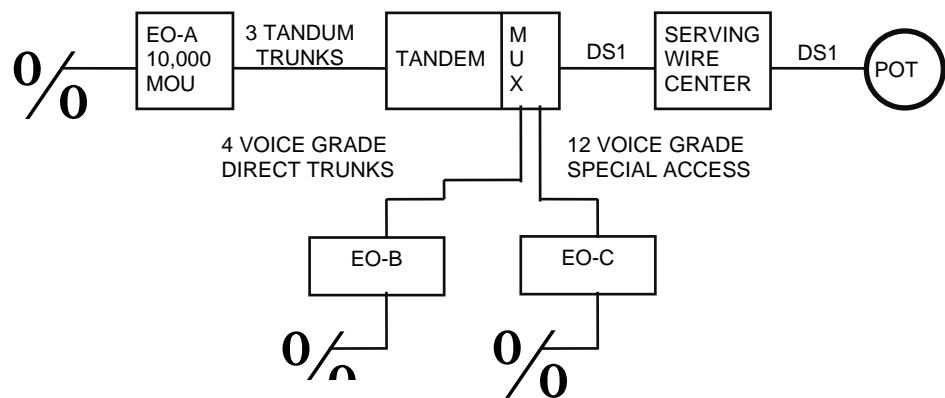
Effective: October 24, 2003

Brian H. Strom, President - CEO
SureWest Telephone
200 Vernon Street
Roseville, California 95678

ACCESS SERVICE

6. Switched Access Service (Cont'd)6.4 Rate Regulations (Cont'd)6.4.1 Description and Application of Rates and Charges (Cont'd)(C) Application of Rates (Cont'd)(4) Shared Transport (Cont'd)

The following example, while not all inclusive, illustrates the application of the Shared Transport provisions cited above and the Mixed Use provision set forth in 7.2.7 following. The sample calculations explained below depict the application of charges as they apply to the shared facilities only. All other rate elements that would apply to this example (e.g., End Office, Voice Grade Direct Trunked Transport from EO-B to the Tandem, Voice Grade Channel Mileage from EO-C to the Tandem, etc.) are billed as described elsewhere in this tariff. (T)



Assume:

The customer orders:

- 3 tandem routed Switched Access trunks to End Office-A (EO-A)
- 4 direct routed Switched Access trunks to End Office-B (EO-B)
- 12 Voice Grade Special Access channels to End Office-C (EO-C)
- 1 DS1 facility between their POT and the Tandem/Multiplexer
- Usage at EO-A is 10,000 Minutes of Use (MOU)

Transmittal No. 24

Issued: February 27, 2006

Effective: March 14, 2006

Steve Oldham, President - CEO
SureWest Telephone
200 Vernon Street
Roseville, California 95678

ACCESS SERVICE

6. Switched Access Service (Cont'd)6.4 Rate Regulations (Cont'd)6.4.1 Description and Application of Rates and Charges (Cont'd)(C) Application of Rates (Cont'd)(4) Shared Transport (Cont'd)Calculation of Charges POT to Serving Wire Center

Since this facility carries both Switched and Special Access Services, the Mixed Use provisions set forth in 7.2.7 following must be applied. This service is initially ordered and rated as a Special Access DS1 High Capacity Channel Termination (DS1-CT). This Special Access Charge is then reduced for each activated Switched Access Service. High Capacity DS1 Entrance Facility (DS1-EF) charges apply for the portion of this service that is activated for Switched Access Service.

$$\begin{aligned} \text{DS1-CT charge} &= \text{DS1-CT rate} \times (\text{capacity of a DS1 minus the} \\ &\quad \text{number of activated Switched Access} \\ &\quad \text{Services}) / (\text{capacity of a DS1}) \\ &= \text{DS1-CT rate} \times (24 - 7) / (24) \\ &= \text{DS1-CT rate} \times (17/24) \end{aligned}$$

$$\begin{aligned} \text{DS1-EF charge} &= \text{DS1-EF rate} \times (\text{number of activated} \\ &\quad \text{Switched Access Services}) / (\text{capacity of a} \\ &\quad \text{DS1}) \\ &= \text{DS1-EF rate} \times (7/24) \end{aligned}$$

Transmittal No. 1

Issued: October 9, 2003

Effective: October 24, 2003

Brian H. Strom, President - CEO
SureWest Telephone
200 Vernon Street
Roseville, California 95678

ACCESS SERVICE

6. Switched Access Service (Cont'd)6.4 Rate Regulations (Cont'd)6.4.1 Description and Application of Rates and Charges (Cont'd)(C) Application of Rates (Cont'd)(4) Shared Transport (Cont'd)Calculation of Charges Facility from Serving Wire
Center to Tandem and Multiplexer

Since the interoffice facility and the multiplexer both carry Switched and Special Access Services, they must first be apportioned between these two categories by applying the Mixed Use provisions set forth in 7.2.7 following. Using the same ratios calculated above, the Special Access DS1 High Capacity Channel Mileage Facility (DS1-CMF), Channel Mileage Termination (DS1-CMT), and Multiplexer (Spcl.-MUX) charges are:

$$\begin{aligned} \text{DS1-CMF} &= \text{DS1-CMF rate} \times \text{airline miles between Tandem/Multiplexer and Serving Wire Center} \times (17/24) \\ \text{DS1-CMT} &= \text{DS1-CMT rate} \times 2 \text{ terminations} \times (17/24) \\ \text{Spcl.MUX} &= \text{DS1 to Voice Grade multiplexer rate} \times (17/24) \end{aligned}$$

After applying the Mixed Use provisions to determine the Switched Access portion of these facilities, the Switched Access Facilities must then be apportioned between direct routed and tandem routed. This is accomplished by subtracting the portion of channels used for tandem routing from the portion of Switched Access channels. The remaining portion of channels are considered direct routed.

Transmittal No. 1

Issued: October 9, 2003

Effective: October 24, 2003

Brian H. Strom, President - CEO
SureWest Telephone
200 Vernon Street
Roseville, California 95678

ACCESS SERVICE

6. Switched Access Service (Cont'd)6.4 Rate Regulations (Cont'd)6.4.1 Description and Application of Rates and Charges (Cont'd)(C) Application of Rates (Cont'd)(4) Shared Transport (Cont'd)Calculation of Charges Facility from Serving Wire Center to Tandem and Multiplexer (Cont'd)

The Direct Trunked Facility (DS1-DTF), Direct Trunked Termination (DS1-DTT) and Switched Access Multiplexer (Sw-MUX) charges are:

$$\begin{aligned} \text{DS1-DTF} &= \text{DS1-DTF rate} \times \text{airline miles between Tandem/Multiplexer and Serving Wire Center} \\ &\quad \times ((\text{number of activated Switched Assess Services/capacity of a DS1}) - (\text{number of channels activated for Tandem Switched Transport/capacity of a DS1})) \\ &= \text{DS1-DTF rate} \times \text{miles} \times ((7/24) - (3/24)) \\ &= \text{DS1-DTF rate} \times \text{miles} \times (4/24) \end{aligned}$$

$$\text{DS1-DTT} = \text{DS1-DTT rate} \times 2 \text{ terminations} \times \text{same ratio of } (4/24)$$

$$\text{Sw.-MUX} = \text{DS1 to Voice Grade Multiplexer rate} \times \text{same ratio of } (4/24)$$

Tandem Routing Charges (EO-A to Serving Wire Center)

No adjustments are used to calculate the Tandem Switched Facility (TSF), Tandem Switched Termination (TST), or Tandem Switching charges. They are calculated as follows:

$$\text{TSF} = \text{TSF rate} \times \text{airline miles between EO-A and the serving wire center} \times 10,000 \text{ MOU}$$

$$\text{TST} = \text{TST rate} \times 2 \text{ termination} \times 10,000 \text{ MOU}$$

$$\text{TS} = \text{TS rate} \times 10,000 \text{ MOU}$$

Transmittal No. 1

Issued: October 9, 2003

Effective: October 24, 2003

Brian H. Strom, President - CEO
SureWest Telephone
200 Vernon Street
Roseville, California 95678

ACCESS SERVICE

6. Switched Access Service (Cont'd)6.4 Rate Regulations (Cont'd)6.4.1 Description and Application of Rates and Charges (Cont'd)(D) Rate Stability Payment Plan for DS3 Entrance Facilities

Entrance Facility charges for DS3 and service is offered with a 1, 3 or 5 year Rate Stability Payment Plan. Rate Stability Plans for multiple DS3's, DS3x3's or DS3x12's are not available.

For customers that subscribe to a 1, 3 or 5 year Rate Stability Payment Plan, the monthly rates in effect at the time the service is installed will not increase during the payment plan period.

(1) Termination Liability Charges for Stability Payment Plans

Minimum Periods for a DS3 is a one year rate stability plan.

For Rate Stability Payment Plans (i.e., 1, 3 and 5 year plans) discontinued prior to the end of their Payment Plan period, the Termination Liability Charges will apply as follows:

For the Rate Stability Payment Plans discontinued prior to the end of the first year of the Rate Stability Payment Plan period, the customer will be liable for 75% of the total monthly charges for the unexpired portion of the first year of service. In addition, the customer will be liable for 70% of the second year, 60% of the third year, 50% of the fourth year and 40% of the fifth year, of the total monthly charges for the remaining portion of the Rate Stability Payment Plan.

Transmittal No. 1

Issued: October 9, 2003

Effective: October 24, 2003

Brian H. Strom, President - CEO
SureWest Telephone
200 Vernon Street
Roseville, California 95678

ACCESS SERVICE

6. Switched Access Service (Cont'd)6.4 Rate Regulations (Cont'd)6.4.1 Description and Application of Rates and Charges (Cont'd)(D) Rate Stability Payment Plan for DS3 Entrance Facilities (Cont'd)(1) Termination Liability Charges for Stability Payment Plans (Cont'd)

For Rate Stability Payment Plans discontinued beyond the first year of the Rate Stability Payment Plan period, the customer will be liable for 70% of the total monthly charges for the next 12 month period of the Rate Stability Payment Plan, 60% for the 13th through 24 months of the Rate Stability Payment Plan period, 50% for the 25th through 36 months and 40% for the 37th through 48 months, as applicable, for the remaining portion of the Rate Stability Payment Plan period.

(2) Renewal Plan for Rate Stability Payment Plans

At the end of the Rate Stability Payment Plan, the customer may renew, for any Rate Stability Payment Plan, in effect, without a new nonrecurring charge being applied, as long as the physical serving arrangement is not changed, or the customer may continue service at the original rate, on a month-to-month basis, up to one full year after the original Rate Stability Payment Plan ends.

(3) Change of Rate Stability Payment Plans

At any time a customer has the option to change their current payment plan to an equivalent or longer payment plan (i.e., 1 year to 3 year) without any Termination Liability Charges applicable to the current Rate Stability Payment Plan and without new nonrecurring charges applicable to the new equivalent or longer payment plan, as long as all other aspects of the service and facilities remain unchanged. In addition, the new equivalent or longer Rate Stability Payment Plan the customer chooses begins on the service order completion date and is treated as a new Rate Stability Payment Plan period.

Transmittal No. 1

Issued: October 9, 2003

Effective: October 24, 2003

Brian H. Strom, President - CEO
SureWest Telephone
200 Vernon Street
Roseville, California 95678

ACCESS SERVICE

6. Switched Access Service (Cont'd)6.4 Rate Regulations (Cont'd)6.4.1 Description and Application of Rates and Charges (Cont'd)(D) Rate Stability Payment Plan for DS3 Entrance Facilities (Cont')(3) Change of Rate Stability Payment Plans (Cont'd)

Customers may change to a shorter Rate Stability Payment Plan by paying the associated Termination Liability Charges with the original Rate Stability Payment Plan. The rates that will apply will be the current rates in effect for the Rate Stability Payment Plan ordered. However, no new nonrecurring charges will apply.

(E) Minimum Periods for DS3, DS3x3 and DS3x12 Entrance Facilities and Direct Trunked Transport

Minimum service period for DS3 Entrance Facilities and Direct Trunk Transport is one year.

Minimum service period for DS3x3 and DS3x12 Entrance Facilities and Direct Trunk Transport is one year.

(C)

Transmittal No. 29

Issued: April 4, 2008

Effective: April 19, 2008

Steve Oldham, President - CEO
SureWest Telephone
200 Vernon Street
Roseville, California 95678

ACCESS SERVICE

6. Switched Access Service (Cont'd)6.4 Rate Regulations (Cont'd)6.4.2 Minimum Monthly Charge

Switched Access Service is subject to a minimum monthly charge. The minimum charge applies for the total capacity provided. The minimum monthly charge is calculated as follows.

For usage rated Local Transport, Local Switching and Information Surcharge rate elements, the minimum monthly charge is the sum of the recurring charges set forth in 17.1.2 and 17.1.3 following for either the actual measured usage or the assumed usage prorated to the number of days or major fraction of days based on a 30 day month.

For flat rated Local Transport rate elements, the minimum monthly charge is the sum of the recurring charges set forth in 17.1.2 following prorated to the number of days or major fraction of days on a 30 day month.

6.4.3 Change of Switched Access Service Arrangements

Changes from one type of Feature Group to another will be treated as a discontinuance of one type of service and a start of another. Nonrecurring charges will apply, with one exception. When a customer upgrades a Feature Group A or B service to a Feature Group D service the nonrecurring charges will not apply and minimum period obligations will not change, i.e., the time elapsed in the existing minimum period obligation will be credited to the minimum period obligations for FGD service.

Transmittal No. 1

Issued: October 9, 2003

Effective: October 24, 2003

Brian H. Strom, President - CEO
SureWest Telephone
200 Vernon Street
Roseville, California 95678

ACCESS SERVICE

6. Switched Access Service (Cont'd)

6.4 Rate Regulations (Cont'd)

6.4.3 Change of Switched Access Service Arrangements (Cont'd)

Transmittal No. 1

Issued: October 9, 2003

Effective: October 24, 2003

Brian H. Strom, President - CEO
SureWest Telephone
200 Vernon Street
Roseville, California 95678

ACCESS SERVICE

6. Switched Access Service (Cont'd)6.4 Rate Regulations (Cont'd)6.4.4 Moves

A move involves a change in the physical location of one of the following:

- The point of termination at the customer designated premises
- The customer designated premises

The charges for the move are dependent on whether the move is to a new location within the same building or to a different building.

(A) Moves Within the Same Building

When the move is to a new location within the same building, the charge for the move will be an amount equal to one half of the installation non-recurring charge for the capacity affected. This charge is in addition to the Access Order Charge as specified in 17.3.1(A) following. There will be no change in the minimum period requirements.

(B) Moves to a Different Building

Moves to a different building will be treated as a discontinuance and start of service and all associated nonrecurring charges will apply. New minimum period requirements will be established for the new service. The customer will also remain responsible for satisfying all outstanding minimum period charges for the discontinued services.

6.4.5 Local Information Delivery Services

Calls over Switched Access Service in the terminating direction to certain community information services will be rated under the applicable rates for Switched Access Service as set forth in 17.1 following. In addition, the charges per call as specified under the Telephone Company's local and/or general exchange service tariffs, e.g., 976 (DIAL-IT) Network Services, will also apply.

Transmittal No. 1

Issued: October 9, 2003

Effective: October 24, 2003

Brian H. Strom, President - CEO
SureWest Telephone
200 Vernon Street
Roseville, California 95678

ACCESS SERVICE

6. Switched Access Service (Cont'd)6.4 Rate Regulations (Cont'd)6.4.6 Mileage Measurement

The mileage to be used to determine the monthly rate for Local Transport is calculated on airline distances between the end office switch, which may be a Remote Switching Module, (where the call carried by Local Transport originates or terminates) and the customer's serving wire center. When Tandem Switched Transport or Direct Trunked Transport is ordered between the serving wire center and the end office, mileage is normally measured in one segment from the serving wire center to the end office. When Direct Trunked Transport is ordered between a serving wire center and a tandem and Tandem Switch Transport is ordered between the tandem and the end office, mileage is calculated separately for each segment. Exceptions to these methods are as set forth in (A) through (F) following. For SS7 signaling, the mileage to be used to determine the monthly rate for the Signaling Mileage Facility is calculated on the airline distance between the serving wire center associated with the customer's designated premises (Signaling Point of Interface) and the Telephone Company wire center providing the STP Port.

Where applicable, the V&H coordinates method is used to determine mileage. This method is set forth in the NATIONAL EXCHANGE CARRIER ASSOCIATION, INC. TARIFF F.C.C. NO. 4 for "Wire Center Information" (V&H coordinates).

Mileage rates are as set forth in 17.1.2 following. To determine the rate to be billed, first compute the airline mileage using the V&H coordinates method. If the calculation results in a fraction of a mile, always round up to the next whole mile before determining the mileage and applying the rates. Then multiply the mileage by the appropriate rate.

Exceptions to the mileage measurement rules are as follows:

Transmittal No. 1

Issued: October 9, 2003

Effective: October 24, 2003

Brian H. Strom, President - CEO
SureWest Telephone
200 Vernon Street
Roseville, California 95678

ACCESS SERVICE

6. Switched Access Service (Cont'd)6.4 Rate Regulations (Cont'd)6.4.6 Mileage Measurement (Cont'd)(A) Feature Group A - Originating Usage

Direct Trunked Transport Mileage in the originating direction over Feature Group A Switched Access Service will be calculated on an airline basis, using the V&H coordinates method. The mileage measurement will be between the first point of switching (end office switch where the Feature Group A switching dial tone is provided) and the customer's serving wire center for the Switched Access Service provided.

Transmittal No. 1

Issued: October 9, 2003

Effective: October 24, 2003

Brian H. Strom, President - CEO
SureWest Telephone
200 Vernon Street
Roseville, California 95678

ACCESS SERVICE

6. Switched Access Service (Cont'd)6.4 Rate Regulations (Cont'd)6.4.6 Mileage Measurement (Cont'd)(B) Feature Group A Terminating Usage

The Local Transport mileage for terminating Feature Group A Switched Access Service will be measured in two segments. Direct Trunked Transport mileage will be measured between the customer's serving wire center and the first point of switching (i.e., the end office switch where the Feature Group A switching dial tone is provided). Tandem Switched Transport mileage will be measured between the first point of switching and the terminating end office.

Transmittal No. 1

Issued: October 9, 2003

Effective: October 24, 2003

Brian H. Strom, President - CEO
SureWest Telephone
200 Vernon Street
Roseville, California 95678

ACCESS SERVICE

6. Switched Access Service (Cont'd)6.4 Rate Regulations (Cont'd)6.4.6 Mileage Measurement (Cont'd)(C) Feature Groups B and D - Alternate Traffic Routing

When the Alternate Traffic Routing optional feature is provided with Feature Groups B and D, the Local Transport access minutes will be apportioned between the two trunk groups used to provide this feature. Such apportionment will be made using: (1) actual minutes of use, if available, (2) standard Telephone Company traffic engineering methodology and will be based on the last trunk CCS desired for the high usage group, as described in 6.10.1(L) following (Alternate Traffic Routing), and the total busy hour minutes of capacity ordered to the end office, when the feature is provided at an end office switch, or to the subtending end offices when the feature is provided at an access tandem switch or (3) an apportionment mutually agreed to by the Telephone Company and the customer. This apportionment will serve as the basis for Local Transport calculation.

(D) Reserved

Transmittal No. 1

Issued: October 9, 2003

Effective: October 24, 2003

Brian H. Strom, President - CEO
SureWest Telephone
200 Vernon Street
Roseville, California 95678

ACCESS SERVICE

6. Switched Access Service (Cont'd)6.4 Rate Regulations (Cont'd)6.4.6 Mileage Measurement (Cont'd)(E) Feature Groups B and D - Remote Offices

The Local Transport mileage for Feature Groups B and D Switched Access Service provided to a Remote Office will be measured in multiple segments. When the facility is directly trunked to the Host Office, Direct Trunked Facility mileage will be measured between the customer's serving wire center and the Host Office and Tandem Switched Facility mileage will be measured between the Host Office and the Remote Office. The Tandem Switching charge will not apply.

When the facility is directly trunked to a tandem, Direct Trunked Facility will be measured from the Serving Wire Center to the tandem, Tandem Switched Facility will be measured from the tandem to the host, and another segment of Tandem Switched Facility will be measured from the host to the remote. A Tandem Switching charge will be applicable at the tandem.

When service to the remote is ordered as only Tandem Switched Facility, mileage will be separately measured between the serving wire center and the host and between the host and the end office. The Tandem Switching charge will be applicable at the tandem.

(F) Use of Telephone Company Hub

When multiplexing is performed at telephone company hubs, mileage is computed and rates applied separately for each segment of the Local Transport Direct Trunked Facility (i.e., customer serving wire center to hub, hub to hub, and/or hub to end office).

Transmittal No. 1

Issued: October 9, 2003

Effective: October 24, 2003

Brian H. Strom, President - CEO
SureWest Telephone
200 Vernon Street
Roseville, California 95678

ACCESS SERVICE

6. Switched Access Service (Cont'd)6.4 Rate Regulations (Cont'd)

6.4.7 Mixed Use

Mixed use occurs when Switched Access Service and Special Access Service are provided over the same High Capacity service through a common interface. The regulations governing the provision of Mixed Use Facilities are set forth in 5.2.4 preceding and 7.2.7 following.

6.4.8 Message Unit Credit for Feature Group A

Calls from end users to the seven digit local telephone numbers associated with Feature Group A Switched Access Service are subject to Telephone Company local and/or general exchange service tariff charges (including message unit and toll charges as applicable). The monthly bills rendered to customers for their Feature Group A Switched Access Service will include a credit to reflect any message unit charges collected from their end users under the Telephone Company's local and/or general exchange service tariffs. When the customer is provided FGA service where measurement capability does not exist, the credit will apply to access minutes not to exceed the assumed originating access minutes. No credit will apply for any terminating FGA access minutes. The message unit credit for originating access minutes will be based on the generally applicable message unit charges of the Telephone Company.

6.4.9 Application of Rates for Feature Group A Extension Service

Feature Group A Switched Access Service is available with extensions, i.e., additional terminations of the service at different customer designated premises in the same LATA as the FGA dial tone office or a LATA other than the LATA where the FGA dial tone office is located. Feature Group A extensions within the same LATA and the same state as the dial tone office are provided and charged under the Telephone Company's local and/or

Transmittal No. 1

Issued: October 9, 2003

Effective: October 24, 2003

Brian H. Strom, President - CEO
SureWest Telephone
200 Vernon Street
Roseville, California 95678

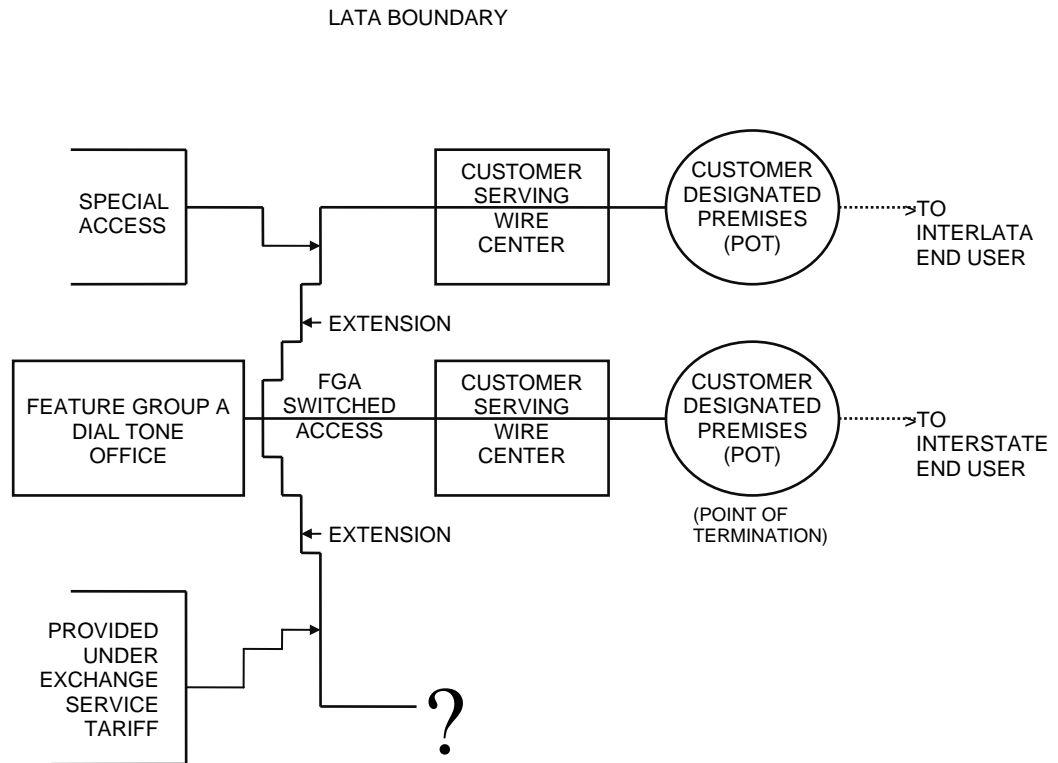
ACCESS SERVICE

6. Switched Access Service (Cont'd)

6.4 Rate Regulations (Cont'd)

6.4.9 Application of Rates for Feature Group A Extension Service (Cont'd)

general exchange service tariffs. Feature Group A extensions located in a LATA other than the LATA where the dial tone office is located or in a different state in the same LATA as the dial tone office are provided and charged as Special Access Service. The rate elements which apply are: A Voice Grade Channel Termination, Channel Mileage, if applicable, and Signaling Capability (optional features and functions), if applicable. All appropriate monthly rates and nonrecurring charges set forth in 17.2.4 following will apply.



FEATURE GROUP A EXTENSION SERVICE

Transmittal No. 1

Issued: October 9, 2003

Effective: October 24, 2003

Brian H. Strom, President - CEO
SureWest Telephone
200 Vernon Street
Roseville, California 95678

ACCESS SERVICE

6. Switched Access Service (Cont'd)

6.4 Rate Regulations (Cont'd)

6.4.9 Application of Rates for Feature Group A Extension Service (Cont'd)

In the above example, two CDPs are utilized to better illustrate the concept. From a practical standpoint, both the Switched Access and Special Access Services could be routed via the same CDP.

Transmittal No. 1

Issued: October 9, 2003

Effective: October 24, 2003

Brian H. Strom, President - CEO
SureWest Telephone
200 Vernon Street
Roseville, California 95678

ACCESS SERVICE

6. Switched Access Service (Cont'd)6.5 Description and Provision of Feature Group A (FGA)6.5.1 Description

- (A) FGA Access, which is available to all customers, provides line side access to Telephone Company end office switches with an associated seven digit local telephone number for the customer's use in originating communications from and terminating communications to an Interexchange Carrier's Interstate Service or a customer - provided interstate communications capability. The customer must specify the Interexchange Carrier to which the FGA service is connected or, in the alternative, specify the means by which the FGA access communications is transported to another state. Special Access Services utilized for connection with FGA at Telephone Company designated WATS Serving Offices as set forth in Section 7. following may be ordered separately by a customer other than the customer which orders the FGA Switched Access Service for the provision of WATS-type services. Special Access Services are ordered as set forth in 5.2 preceding.
- (B) FGA Switching is provided at all end office switches. At the option of the customer, FGA is provided on a single or multiple line group basis and is arranged for originating calling only, terminating calling only, or two-way calling which are specified by the customer's order for service.
- (C) FGA provides a line side termination at the first point of switching (dial tone office). The line side termination will be provided with either ground start supervisory signaling or loop start supervisory signaling. The type of signaling is at the option of the customer.

Transmittal No. 1

Issued: October 9, 2003

Effective: October 24, 2003

Brian H. Strom, President - CEO
SureWest Telephone
200 Vernon Street
Roseville, California 95678

ACCESS SERVICE

6. Switched Access Service (Cont'd)6.5 Description and Provision of Feature Group A (FGA) (Cont'd)6.5.1 Description (Cont'd)

- (D) The Telephone Company shall select the first point of switching, within the selected LATA, at which the line side termination is to be provided unless the customer requests a different first point of switching and Telephone Company facilities and measurement capabilities, where necessary, are available to accommodate such a request.
- (E) A seven digit local telephone number assigned by the Telephone Company is provided for access to FGA switching in the originating direction. The seven digit local telephone number will be associated with the selected end office switch and is of the form NXX-XXXX.

If the customer requests a specific seven digit telephone number that is not currently assigned, and the Telephone Company can, with reasonable effort, comply with that request, the requested number will be assigned to the customer.

- (F) FGA switching, when used in the terminating direction, is arranged with dial tone start-dial signaling. When used in the terminating direction FGA switching may, at the option of the customer, be arranged for dial pulse or dual tone multifrequency address signaling, subject to availability of equipment at the first point of switching. When FGA switching is provided in a hunt group or uniform call distribution arrangement, all FGA switching will be arranged for the same type of address signaling.

Transmittal No. 1

Issued: October 9, 2003

Effective: October 24, 2003

Brian H. Strom, President - CEO
SureWest Telephone
200 Vernon Street
Roseville, California 95678

ACCESS SERVICE

6. Switched Access Service (Cont'd)6.5 Description and Provision of Feature Group A (FGA) (Cont'd)6.5.1 Description (Cont'd)

- (G) No address signaling is provided by the Telephone Company when FGA switching is used in the originating direction. Address signaling in such cases, if required by the customer, must be provided by the customer's end user using inband tone signaling techniques. Such inband tone address signals will not be regenerated by the Telephone Company and will be subject to the ordinary transmission capabilities of the Local Transport provided.
- (H) FGA switching, when used in the terminating direction, may be used to access valid NXXs in the LATA, local operator service (0- and 0+), Directory Assistance (411 where available), emergency reporting service (911 where available), exchange telephone repair (611 where available), time or weather announcement services of the Telephone Company, community information services of an information service provider, and other customers' services (by dialing the appropriate digits).

Charges for FGA terminating calls requiring operator assistance or calls to 611 or 911 will only apply where sufficient call details are available. Additional non-access charges will also be billed on a separate account for (1) an operator surcharge, as set forth in the local exchange tariffs, for local operator assistance (0- and 0+) calls, (2) calls to certain community information services, for which rates are applicable under Telephone Company exchange service tariffs, e.g., 976 (DIAL IT) Network Services, and, (3) calls from a FGA line to another customer's service in accordance with that customer's applicable service rates when the Telephone Company performs the billing function for that customer.

For calls to Directory Assistance (411), Local Transport rates for FGA Switched Access Service will not apply.

Transmittal No. 1

Issued: October 9, 2003

Effective: October 24, 2003

Brian H. Strom, President - CEO
SureWest Telephone
200 Vernon Street
Roseville, California 95678

ACCESS SERVICE

6. Switched Access Service (Cont'd)6.5 Description and Provision of Feature Group A (FGA) (Cont'd)6.5.1 Description (Cont'd)

- (I) When a FGA switching arrangement for an individual customer (a single line or entire hunt group) is discontinued at an end office, an intercept announcement is provided. This arrangement provides, for a limited period of time, an announcement that the service associated with the number dialed has been disconnected.
- (J) FGA will be provisioned over an Entrance Facility from the customer's premises to the customer's serving wire center.

FGA service, when used in the originating direction, will be provisioned as Direct Trunked Transport from the first point of switching (i.e., the end office switch where FGA switching dial tone is provided) to the customer's serving wire center.

FGA service, when used in the terminating direction, will be provisioned as Direct Trunked Transport from the customer's serving wire center to the first point of switching and provisioned as Tandem Switched Transport from the first point of switching to the terminating end office.

6.5.2 Optional Features

Following are the various nonchargeable optional features that are available in lieu of, or in addition to, the standard features provided with Feature Group A. They are provided as Common Switching, Transport Termination or Local Transport options.

Transmittal No. 1

Issued: October 9, 2003

Effective: October 24, 2003

Brian H. Strom, President - CEO
SureWest Telephone
200 Vernon Street
Roseville, California 95678

ACCESS SERVICE

6. Switched Access Service (Cont'd)6.5 Description and Provision of Feature Group A (FGA) (Cont'd)6.5.2 Optional Features (Cont'd)(A) Common Switching Options

Descriptions of the common switching optional features are set forth in 6.10 following.

- (1) Call Denial on Line or Hunt Group
- (2) Service Code Denial on Line or Hunt Group
- (5) Nonhunting Number for Use with Hunt Group or Uniform Call Distribution Arrangement
- (6) Band Advance Arrangement for Use with Special Access Service Utilized in the Provision of WATS-Type Services
- (7) Hunt Group Arrangement for Use with Special Access Service Utilized in the Provision of WATS-Type Services
- (8) Uniform Call Distribution Arrangement for Use with Special Access Service Utilized in the Provision of WATS-Type Services
- (9) Nonhunting Number Associated with a Hunt Group Arrangement or Uniform Call Distribution Arrangement for Use with Special Access Service Utilized in the Provision or WATS-Type Services

Transmittal No. 1

Issued: October 9, 2003

Effective: October 24, 2003

Brian H. Strom, President - CEO
SureWest Telephone
200 Vernon Street
Roseville, California 95678

ACCESS SERVICE

6. Switched Access Service (Cont'd)6.5 Description and Provision of Feature Group A (FGA) (Cont'd)6.5.2 Optional Features (Cont'd)(B) Transport Termination

- (1) Two-way operation with dial pulse address signaling and loop start supervisory signaling
- (2) Two-way operation with dial pulse address signaling and ground start supervisory signaling
- (3) Two-way operation with dial tone multifrequency address signaling and loop start supervisory signaling
- (4) Two-way operation with dial tone multifrequency address signaling and ground start supervisory signaling
- (5) Terminating operation with dial pulse address signaling and loop start supervisory signaling
- (6) Terminating operation with dial pulse address signaling and ground start supervisory signaling
- (7) Terminating operation with dual tone multifrequency address signaling and loop start supervisory signaling
- (8) Terminating operation with dual tone multifrequency address signaling and ground start supervisory signaling
- (9) Originating operation with loop start supervisory signaling
- (10) Originating operation with ground start supervisory signaling

(C) Local Transport Options

- (1) Supervisory Signaling (as set forth in 15.1.1(E) following)
- (2) Customer Specified Entry Switch Receive Level (as set forth in 15.1.1(E) following)

Transmittal No. 1

Issued: October 9, 2003

Effective: October 24, 2003

Brian H. Strom, President - CEO
SureWest Telephone
200 Vernon Street
Roseville, California 95678

ACCESS SERVICE

6. Switched Access Service (Cont'd)6.5 Description and Provision of Feature Group A (FGA) (Cont'd)6.5.3 Optional Features Provided In Local Tariffs

Certain other features which may be available in connection with Feature Group A (e.g., Speed Calling, Remote Call Forwarding, Bill Number Screening, IntraLATA extensions) are provided under the Telephone Company's local and/or general exchange service tariffs.

6.5.4 Measuring Access Minutes

Customer Feature Group A traffic to end offices will be measured (i.e., recorded) or assumed by the Telephone Company at end office switches. Originating and terminating calls will be measured (i.e., recorded) or assumed by the Telephone Company to determine the basis for computing chargeable access minutes. In the event the customer message detail is not available because the Telephone Company lost or damaged tapes or incurred recording system outages, the Telephone Company will estimate the volume of lost customer access minutes of use based on previously known values.

For terminating calls over FGA and for originating calls over FGA (when the off-hook supervisory signal is provided by the customer's equipment before the called party answers), the measured minutes are the chargeable access minutes. For originating calls over FGA (when the off-hook supervisory signal is forwarded by the customer's equipment when the called party answers), chargeable originating access minutes are derived from recorded minutes using the same formula as set forth in 6.7.4 following for Feature Group C.

Transmittal No. 1

Issued: October 9, 2003

Effective: October 24, 2003

Brian H. Strom, President - CEO
SureWest Telephone
200 Vernon Street
Roseville, California 95678

ACCESS SERVICE

6. Switched Access Service (Cont'd)6.5 Description and Provision of Feature Group A (FGA) (Cont'd)6.5.4 Measuring Access Minutes (Cont'd)

For originating calls over FGA, usage measurement begins when the originating FGA first point of switching receives an off-hook supervisory signal forwarded from the customer's point of termination. This off-hook signal may be provided by the customer's equipment before the called party answers, or forwarded by the customer's equipment when the called party answers.

The measurement of originating call usage over FGA ends when the originating FGA first point of switching receives an on-hook supervisory signal from either the originating end user's end office, indicating the originating end user has disconnected, or the customer's point of termination, whichever is recognized first by the first point of switching.

For terminating calls over FGA, usage measurement begins when the terminating FGA first point of switching receives an off-hook supervisory signal from the terminating end user's end office, indicating the terminating end user has answered. The measurement of terminating call usage over FGA ends when the terminating FGA first point of switching receives an on-hook supervisory signal from either the terminating end user's end office, indicating the terminating end user has disconnected, or the customer's point of termination, whichever is recognized first by the first point of switching.

Transmittal No. 1

Issued: October 9, 2003

Effective: October 24, 2003

Brian H. Strom, President - CEO
SureWest Telephone
200 Vernon Street
Roseville, California 95678

ACCESS SERVICE

6. Switched Access Service (Cont'd)

6.5 Description and Provision of Feature Group A (FGA) (Cont'd)

6.5.4 Measuring Access Minutes (Cont'd)

FGA access minutes or fractions thereof, the exact value of the fraction being a function of the switch technology where the measurement is made, are accumulated over the billing period for each line or hunt group, and are then rounded up to the nearest access minute for each line or hunt group.

Transmittal No. 1

Issued: October 9, 2003

Effective: October 24, 2003

Brian H. Strom, President - CEO
SureWest Telephone
200 Vernon Street
Roseville, California 95678

ACCESS SERVICE

6. Switched Access Service (Cont'd)6.5 Description and Provision of Feature Group A (FGA) (Cont'd)6.5.5 Testing Capabilities

FGA is provided, in the terminating direction where equipment is available, with seven digit access to balance (100 type) test line and milliwatt (102 type) test line. In addition to the tests described in 6.2.4 preceding which are included with the installation of service (Acceptance Testing) and as ongoing routine testing, Additional Cooperative Acceptance Testing and Additional Manual Testing are available as set forth in 13.3.1 following.

Transmittal No. 1

Issued: October 9, 2003

Effective: October 24, 2003

Brian H. Strom, President - CEO
SureWest Telephone
200 Vernon Street
Roseville, California 95678

ACCESS SERVICE

6. Switched Access Service (Cont'd)6.6 Description and Provision of Feature Group B (FGB)6.6.1 Description

- (A) FGB Access, which is available to all customers, provides trunk side access to Telephone Company end office switches with an associated uniform 950-XXXX access code. FGB trunk side access is provided for the customer's use in originating communications from and terminating communications to an Interexchange Carrier's Interstate Service or a customer provided interstate communications capability. The customer must specify the Interexchange Carrier to which the FGB service is connected or, in the alternative, specify the means by which the FGB access communications is transported to another state. Special Access Services utilized for connection with FGB at Telephone Company designated WATS Serving Offices as set forth in Section 7. following may be ordered separately by a customer other than the customer which orders the FGB Switched Access Service for the provision of WATS or WATS-type services. Special Access Services are ordered as set forth in 5.2 preceding.
- (B) FGB, when directly routed to an end office (i.e., provided without the use of an access tandem switch), is provided at appropriately equipped Telephone Company electronic end office switches.

Transmittal No. 1

Issued: October 9, 2003

Effective: October 24, 2003

Brian H. Strom, President - CEO
SureWest Telephone
200 Vernon Street
Roseville, California 95678

ACCESS SERVICE

6. Switched Access Service (Cont'd)6.6 Description and Provision of Feature Group B (FGB) (Cont'd)6.6.1 Description (Cont'd)

- (C) FGB is provided as trunk side switching through the use of end office switch trunk equipment. The switch trunk equipment is provided with wink start start-pulsing signals and answer and disconnect supervisory signaling.
- (D) FGB switching is provided with multifrequency address signaling in both the originating and terminating directions. Except for FGB switching provided with the automatic number identification (ANI) or rotary dial station signaling arrangements as set forth respectively in 6.10.1(F) and 6.10.2(A) following, and other address signaling in the originating direction, if required by the customer, must be provided by the customer's end user using inband tone signaling techniques. Such inband tone address signals will not be regenerated by the Telephone Company and will be subject to the ordinary transmission capabilities of the Local Transport provided.
- (E) The access code for FGB switching is a uniform access code. The form of the uniform access code is 950-XXXX. A uniform access code(s) will be assigned to the customer for the customer's domestic communications and another will be assigned to the customer for its international communications, if required. These access codes will be the assigned access numbers of all FGB switched access service provided to the customer by the Telephone Company.

Transmittal No. 1

Issued: October 9, 2003

Effective: October 24, 2003

Brian H. Strom, President - CEO
SureWest Telephone
200 Vernon Street
Roseville, California 95678

ACCESS SERVICE

6. Switched Access Service (Cont'd)6.6 Description and Provision of Feature Group B (FGB) (Cont'd)6.6.1 Description (Cont'd)

- (F) The Telephone Company will establish a trunk group or groups for the customer at end office switches where FGB switching is ordered. When required by technical limitations, a separate trunk group will be established for each type of FGB switching arrangement provided. Different types of FGB or other switching arrangements may be combined in a single trunk group at the option of the Telephone Company.
- (G) FGB switching, when used in the terminating direction, may be used to access valid NXXs in the LATA, time or weather announcement services of the Telephone Company, community information services of an information service provider and other customers' services (by dialing the appropriate digits). When directly routed to an end office, only those valid NXX codes served by that end office may be accessed.

The customer will also be billed additional nonaccess charges for calls to certain community information services for which rates are applicable under Telephone Company exchange service tariffs, e.g., 976 (DIAL-IT) Network Service. Additionally, non-access charges will also be billed for calls from a FGB trunk to another customer's service in accordance with that customer's applicable service rates when the Telephone Company performs the billing function for that customer.

Transmittal No. 1

Issued: October 9, 2003

Effective: October 24, 2003

Brian H. Strom, President - CEO
SureWest Telephone
200 Vernon Street
Roseville, California 95678

ACCESS SERVICE

6. Switched Access Service (Cont'd)6.6 Description and Provision of Feature Group B (FGB) (Cont'd)6.6.1 Description (Cont'd)

- (G) Calls in the terminating direction will not be completed to 950-XXXX access codes, local operator assistance (0- and 0+), Directory Assistance (411), service codes 611 and 911 or 10XXX access codes.
- (H) When all FGB switching arrangements are discontinued at an end office and/or in a LATA, an intercept announcement is provided. This arrangement provides, for a limited period of time, an announcement that the service associated with the number dialed has been disconnected.

Transmittal No. 1

Issued: October 9, 2003

Effective: October 24, 2003

Brian H. Strom, President - CEO
SureWest Telephone
200 Vernon Street
Roseville, California 95678

ACCESS SERVICE

6. Switched Access Service (Cont'd)

6.6 Description and Provision of Feature Group B (FGB) (Cont'd)

6.6.1 Description (Cont'd)

Transmittal No. 1

Issued: October 9, 2003

Effective: October 24, 2003

Brian H. Strom, President - CEO
SureWest Telephone
200 Vernon Street
Roseville, California 95678

ACCESS SERVICE

6. Switched Access Service (Cont'd)6.6 Description and Provision of Feature Group B (FGB) (Cont'd)6.6.2 Optional Features

Following are descriptions of the various non-chargeable optional features that are available in lieu of, or in addition to, the standard features provided with Feature Group B. They are set forth in (A), (B) and (C) following and are provided as Common Switching, Transport Termination and Local Transport options. Additionally, other optional features provided in local tariffs are set forth in (D) following.

(A) Common Switching Options

Descriptions of the common switching optional features are set forth in 6.10 following.

- (1) Automatic Number Identification (ANI)
- (2) Up to 7 Digit Outpulsing of Access Digits to Customer
- (3) Band Advance Arrangement for Use with Special Access Service Utilized in the Provision of WATS or WATS-Type Services
- (4) Hunt Group Arrangement for Use with Special Access Service Utilized in the Provision of WATS or WATS-Type Services
- (5) Uniform Call Distribution Arrangement for Use with Special Access Service Utilized in the Provision of WATS or WATS-Type Services

Transmittal No. 1

Issued: October 9, 2003

Effective: October 24, 2003

Brian H. Strom, President - CEO
SureWest Telephone
200 Vernon Street
Roseville, California 95678

ACCESS SERVICE

6. Switched Access Service (Cont'd)6.6 Description and Provision of Feature Group B (FGB) (Cont'd)6.6.2 Optional Features (Cont'd)(A) Common Switching Options (Cont'd)

- (6) Nonhunting Number Associated with Hunt Group Arrangement or Uniform Call Distribution Arrangement for Use with Special Access Service Utilized in the Provision of WATS or WATS-Type Services

(B) Transport Terminations Options

- (1) Rotary Dial Station Signaling

(C) Local Transport Options

- (1) Customer Specification of Local Transport Termination
- (2) Optional Supervisory Signaling
- (3) Customer Specified Entry Switch Receive Level

In as much as these options concern transmission levels and signaling grey are set forth in 15.1.1 following.

(D) Optional Features Provided in Local Tariffs

Another feature, Bill Number Screening, which may be available in connection with FGB, is provided under the Telephone Company's local and/or general exchange service tariffs.

Transmittal No. 1

Issued: October 9, 2003

Effective: October 24, 2003

Brian H. Strom, President - CEO
SureWest Telephone
200 Vernon Street
Roseville, California 95678

ACCESS SERVICE

6. Switched Access Service (Cont'd)6.6 Description and Provision of Feature Group B (FGB) (Cont'd)6.6.3 Design and Traffic Routing

For Feature Group B, the trunk directionality and traffic routing of the Switched Access Service between the customer designated premises and the entry switch are determined by the customer's order for service. Additionally, the customer may order the optional feature Customer Specification of Local Transport Termination as set forth in 15.1.1 following.

6.6.4 Measuring Access Minutes

Customer traffic to end offices will be measured (i.e., recorded) or assumed by the Telephone Company at end office switches or access tandem switches. Originating and terminating calls will be measured (i.e., recorded) or assumed by the Telephone Company to determine the basis for computing chargeable access minutes. In the event the customer message detail is not available because the Telephone Company lost or damaged tapes or incurred recording system outages, the Telephone Company will estimate the volume of lost customer access minutes of use based on previously known values.

For both originating and terminating calls over FGB the measured minutes are the chargeable access minutes.

For originating calls over FGB, usage measurement begins when the originating FGB first point of switching receives answer supervision forwarded from the customer's point of termination, indicating the customer's equipment has answered.

Transmittal No. 1

Issued: October 9, 2003

Effective: October 24, 2003

Brian H. Strom, President - CEO
SureWest Telephone
200 Vernon Street
Roseville, California 95678

ACCESS SERVICE

6. Switched Access Service (Cont'd)6.6 Description and Provision of Feature Group B (FGB) (Cont'd)6.6.4 Measuring Access Minutes (Cont'd)

The measurement of originating call usage over FGB ends when the originating FGB first point of switching receives disconnect supervision from either the originating end user's end office, indicating the originating end user has disconnected, or the customer's point of termination, whichever is recognized first by the first point of switching.

For terminating calls over FGB, usage measurement begins when the terminating FGB first point of switching receives answer supervision from the terminating end user's end office, indicating the terminating end user has answered.

The measurement of terminating call usage over FGB ends when the terminating FGB first point of switching receives disconnect supervision from either the terminating end user's end office, indicating the terminating end user has disconnected, or the customer's point of termination, whichever is recognized first by the first point of switching.

FGB access minutes or fractions thereof, the exact value of the fraction being a function of the switch technology where the measurement is made, are accumulated over the billing period for each end office, and are then rounded up to the nearest access minute for each end office.

Transmittal No. 1

Issued: October 9, 2003

Effective: October 24, 2003

Brian H. Strom, President - CEO
SureWest Telephone
200 Vernon Street
Roseville, California 95678

ACCESS SERVICE

6. Switched Access Service (Cont'd)

6.6 Description and Provision of Feature Group B (FGB) (Cont'd)

6.6.4 Measuring Access Minutes (Cont'd)

Transmittal No. 1

Issued: October 9, 2003

Effective: October 24, 2003

Brian H. Strom, President - CEO
SureWest Telephone
200 Vernon Street
Roseville, California 95678

ACCESS SERVICE

6. Switched Access Service (Cont'd)6.6 Description and Provision of Feature Group B (FGB) (Cont'd)6.6.4 Measuring Access Minutes (Cont'd)

Notwithstanding the preceding, when Feature Group B is used for the provision of WATS or WATS-type service where measurement capability exists at the WATS Serving Office but not at the Feature Group B first point of switching, the measured WATS or WATS-type originating and/or terminating minutes of use shall be separately summed and compared to their respective total assumed originating and/or terminating minutes of use. The number of minutes per trunk per month will be the assumed or the measured usage, whichever is greater.

6.6.5 Testing Capabilities

FGB is provided, in the terminating direction where equipment is available, with seven digit access to balance (100 type) test line, milliwatt (102 type) test line, nonsynchronous or synchronous test line, automatic transmission measuring (105 type) test line, data transmission (107 type) test line, loop around test line, short circuit test line and open circuit test line. In addition to the tests described in 6.2.4 preceding which are included with the installation of service (Acceptance Testing) and as ongoing routine testing, Additional Cooperative Acceptance Testing, Additional Automatic Testing, and Additional Manual Testing are available as set forth in 13.3.1 following.

Transmittal No. 1

Issued: October 9, 2003

Effective: October 24, 2003

Brian H. Strom, President - CEO
SureWest Telephone
200 Vernon Street
Roseville, California 95678

ACCESS SERVICE

6. Switched Access Service (Cont'd)

6.7 Reserved

Transmittal No. 1

Issued: October 9, 2003

Effective: October 24, 2003

Brian H. Strom, President - CEO
SureWest Telephone
200 Vernon Street
Roseville, California 95678

ACCESS SERVICE

6. Switched Access Service (Cont'd)

6.7 Reserved

Transmittal No. 1

Issued: October 9, 2003

Effective: October 24, 2003

Brian H. Strom, President - CEO
SureWest Telephone
200 Vernon Street
Roseville, California 95678

ACCESS SERVICE

6. Switched Access Service (Cont'd)

6.7

Transmittal No. 1

Issued: October 9, 2003

Effective: October 24, 2003

Brian H. Strom, President - CEO
SureWest Telephone
200 Vernon Street
Roseville, California 95678

ACCESS SERVICE

6. Switched Access Service (Cont'd)

6.7

Transmittal No. 1

Issued: October 9, 2003

Effective: October 24, 2003

Brian H. Strom, President - CEO
SureWest Telephone
200 Vernon Street
Roseville, California 95678

ACCESS SERVICE

6. Switched Access Service (Cont'd)

6.7

Transmittal No. 1

Issued: October 9, 2003

Effective: October 24, 2003

Brian H. Strom, President - CEO
SureWest Telephone
200 Vernon Street
Roseville, California 95678

ACCESS SERVICE

6. Switched Access Service (Cont'd)

6.7

Transmittal No. 1

Issued: October 9, 2003

Effective: October 24, 2003

Brian H. Strom, President - CEO
SureWest Telephone
200 Vernon Street
Roseville, California 95678

ACCESS SERVICE

6. Switched Access Service (Cont'd)

6.7

Transmittal No. 1

Issued: October 9, 2003

Effective: October 24, 2003

Brian H. Strom, President - CEO
SureWest Telephone
200 Vernon Street
Roseville, California 95678

ACCESS SERVICE

6. Switched Access Service (Cont'd)

6.7

Transmittal No. 1

Issued: October 9, 2003

Effective: October 24, 2003

Brian H. Strom, President - CEO
SureWest Telephone
200 Vernon Street
Roseville, California 95678

ACCESS SERVICE

6. Switched Access Service (Cont'd)

6.7

Transmittal No. 1

Issued: October 9, 2003

Effective: October 24, 2003

Brian H. Strom, President - CEO
SureWest Telephone
200 Vernon Street
Roseville, California 95678

ACCESS SERVICE

6. Switched Access Service (Cont'd)

6.7

Transmittal No. 1

Issued: October 9, 2003

Effective: October 24, 2003

Brian H. Strom, President - CEO
SureWest Telephone
200 Vernon Street
Roseville, California 95678

ACCESS SERVICE

6. Switched Access Service (Cont'd)

6.7

Transmittal No. 1

Issued: October 9, 2003

Effective: October 24, 2003

Brian H. Strom, President - CEO
SureWest Telephone
200 Vernon Street
Roseville, California 95678

ACCESS SERVICE

6. Switched Access Service (Cont'd)

6.7

Transmittal No. 1

Issued: October 9, 2003

Effective: October 24, 2003

Brian H. Strom, President - CEO
SureWest Telephone
200 Vernon Street
Roseville, California 95678

ACCESS SERVICE

6. Switched Access Service (Cont'd)

6.7

Transmittal No. 1

Issued: October 9, 2003

Effective: October 24, 2003

Brian H. Strom, President - CEO
SureWest Telephone
200 Vernon Street
Roseville, California 95678

ACCESS SERVICE

6. Switched Access Service (Cont'd)

6.7

Transmittal No. 1

Issued: October 9, 2003

Effective: October 24, 2003

Brian H. Strom, President - CEO
SureWest Telephone
200 Vernon Street
Roseville, California 95678

ACCESS SERVICE

6. Switched Access Service (Cont'd)

6.7

Transmittal No. 1

Issued: October 9, 2003

Effective: October 24, 2003

Brian H. Strom, President - CEO
SureWest Telephone
200 Vernon Street
Roseville, California 95678

ACCESS SERVICE

6. Switched Access Service (Cont'd)6.8 Description and Provision of Feature Group D (FGD)6.8.1 Description

- (A) FGD Access, which is available to all customers, provides trunk side access to Telephone Company end office switches. Special Access Services utilized for connection with FGD at Telephone Company designated WATS Serving offices as set forth in Section 7. following may be ordered separately by a customer other than the customer which orders the FGD Switched Access Service for the provision of WATS or WATS-type services. Special Access Services are ordered as set forth in 5.2 preceding.
- (B) FGD is provided at Telephone Company designated electronic end office switches whether routed directly or via Telephone Company designated electronic access tandem switches.
- (C) FGD is provided as trunk side switching through the use of end office or access tandem switch trunk equipment. The switch trunk equipment is provided with wink start start-pulsing signals and answer and disconnect supervisory signaling.
- (D) FGD switching is provided with multifrequency address signaling. Up to 12 digits of the called party number dialed by the customer's end user using dual tone multifrequency or dial pulse address signals will be provided by Telephone Company equipment to the customer's premises where the Switched Access Service terminates. Such address signals will be subject to the ordinary transmission capabilities of the Local Transport provided.

Transmittal No. 1

Issued: October 9, 2003

Effective: October 24, 2003

Brian H. Strom, President - CEO
SureWest Telephone
200 Vernon Street
Roseville, California 95678

ACCESS SERVICE

6. Switched Access Service (Cont'd)6.8 Description and Provision of Feature Group D (FGD) (Cont'd)6.8.1 Description (Cont'd)

(E) FGD switching, when used in the terminating direction, may be used to access valid NXXs in the LATA, time or weather announcement services of the Telephone Company, community information services of an information service provider, and other customers' services (by dialing the appropriate codes) when such services can be reached using valid NXX codes. When directly routed to an end office, only those valid NXX codes served by that office may be accessed. When routed through an access tandem, only those valid NXX codes served by end offices subtending the access tandem may be accessed. The customer will also be billed additional non-access charges for calls to certain community information services, for which rates are applicable under Telephone Company exchange service tariff, e.g., 976 (DIAL-IT) Network Service. Additionally, non-access charges will also be billed for calls from a FGD trunk to another customer's service in accordance with that customer's applicable service rates when the Telephone Company performs the billing function for that customer. Calls in the terminating direction will not be completed to 950-XXXX access codes, local operator assistance (0- and 0+), Directory Assistance (411), service codes 611 and 911 and 10XXX access codes.

Transmittal No. 1

Issued: October 9, 2003

Effective: October 24, 2003

Brian H. Strom, President - CEO
SureWest Telephone
200 Vernon Street
Roseville, California 95678

ACCESS SERVICE

6. Switched Access Service (Cont'd)6.8 Description and Provision of Feature Group D (FGD) (Cont'd)6.8.1 Description (Cont'd)

- (F) The Telephone Company will establish a trunk group or groups for the customer at end office switches or access tandem switches where FGD switching is provided. When required by technical limitations, a separate trunk group will be established for each type of FGD switching arrangement provided. Different types of FGD or other switching arrangements may be combined in a single trunk group at the option of the Telephone Company.
- (G) The access code for FGD switching is a uniform access code of the form 10XXX. A uniform access code(s) will be the assigned number of all FGD access provided to the customer by the Telephone Company. No access code is required for calls to a customer over FGD Switched Access Service if the end user's telephone exchange service is arranged for presubscription to that customer, as set forth in 13.4 following.

Transmittal No. 1

Issued: October 9, 2003

Effective: October 24, 2003

Brian H. Strom, President - CEO
SureWest Telephone
200 Vernon Street
Roseville, California 95678

ACCESS SERVICE

6. Switched Access Service (Cont'd)6.8 Description and Provision of Feature Group D (FGD) (Cont'd)6.8.1 Description (Cont'd)

(G) (Cont'd)

Where no access code is required, the number dialed by the customer's end user shall be a seven or ten digit number for calls in the North American Numbering Plan (NANP). For international calls outside the NANP, a seven to twelve digit number may be dialed. The form of the numbers dialed by the customer's end user is NXX-XXXX, 0 or 1 + NXX-XXXX, NPA + NXX-XXXX, 1 + NPA + NXX-XXXX, and, when the end office is equipped for International Direct Distance Dialing (IDDD), 01 + CC + NN or 011 + CC + NN.

When the 10XXX access code is used, FGD switching also provides for dialing the digit 0 for access to the customer's operator, 911 for access to the Telephone Company's emergency reporting service, or the end-of-dialing digit (#) for cut-through access to the customer designated premises.

(H) FGD switching will be arranged to accept calls from telephone exchange service locations without the need for dialing the 10XXX uniform access code. Each telephone exchange service line may be marked with a code to identify which 10XXX code its calls will be directed to for interLATA service.

(I) Unless prohibited by technical limitations, the customer's Interim NXX Translation traffic may, at the option of the customer, be combined in the same trunk group arrangement with the customer's non-Interim NXX Translation traffic. When required by technical limitations, or at the request of the customer, a separate trunk group will be established for Interim NXX Translation traffic.

Transmittal No. 1

Issued: October 9, 2003

Effective: October 24, 2003

Brian H. Strom, President - CEO
SureWest Telephone
200 Vernon Street
Roseville, California 95678

ACCESS TARIFF

6. Switched Access Service (Cont'd)6.8 Description and Provision of Feature Group D (FGD) (Cont'd)6.8.1 Description (Cont'd)

- (J) When a customer has had FGB access in an end office and subsequently replaces the FGB access with FGD access, at the mutual agreement of the customer and the Telephone Company, the Telephone Company will direct calls dialed by the customer's end users using the customer's previous FGB access code to the customer's FGD access service. The customer must be prepared to handle normally dialed FGD calls, as well as calls dialed with the FGB access code which requires the customer to receive additional address signaling from the end user. Such calls will be rated as FGD. The Telephone Company may, with 90 days' written notice to the customer, discontinue this arrangement.

6.8.2 Optional Features

Following are the various nonchargeable and chargeable optional features that are available in lieu of, or in addition to, the standard features provided with Feature Group D. Nonchargeable Optional Features are provided as Common Switching, Transport Termination and Local Transport options as set forth in (A) through (C) following. Chargeable optional features are set forth in (D) following.

(A) Common Switching Options

Descriptions of the common switching optional features are set forth in 6.10 following.

Transmittal No. 1

Issued: October 9, 2003

Effective: October 24, 2003

Brian H. Strom, President - CEO
SureWest Telephone
200 Vernon Street
Roseville, California 95678

ACCESS SERVICE

6. Switched Access Service (Cont'd)6.8 Description and Provision of Feature Group D (FGD) (Cont'd)6.8.2 Optional Features (Cont'd)(A) Common Switching Options (Cont'd)

- (1) Automatic Number Identification (ANI)
- (2) Service Class Routing
- (3) Alternate Traffic Routing
- (4) Trunk Access Limitation
- (5) Call Gapping Arrangement
- (6) International Carrier Option
- (7) Band Advance Arrangement for Use with Special Access Service Utilized in the Provision of WATS or WATS-Type Services
- (8) End Office End User Line Service Screening for Use with Special Access Service Utilized in the Provision of WATS or WATS-Type Services
- (9) Hunt Group Arrangement for Use with Special Access Service Utilized in the Provision of WATS or WATS-Type Services
- (10) Uniform Call Distribution Arrangement for Use with Special Access Service Utilized in the Provision of WATS or WATS-Type Services
- (11) Nonhunting Number Associated with Hunt Group Arrangement or Uniform Call Distribution Arrangement for Use with Special Access Service Utilized in the Provision of WATS or WATS-Type Services

Transmittal No. 1

Issued: October 9, 2003

Effective: October 24, 2003

Brian H. Strom, President - CEO
SureWest Telephone
200 Vernon Street
Roseville, California 95678

ACCESS SERVICE

6. Switched Access Service (Cont'd)6.8 Description and Provision of Feature Group D (FGD) (Cont'd)6.8.2 Optional Features (Cont'd)(B) Transport Termination Options(1) Operator Trunk - Full Feature(C) Local Transport Options

One optional feature is available with Local Transport associated with FGD. That optional feature is Supervisory Signaling and, due to its technical nature, is set forth in 15.1.1 following.

(D) Chargeable Optional Features(1) Interim NXX Translation(2) Flexible Automatic Number Identification (Flex ANI)6.8.3 Design and Traffic Routing

For Feature Group D, the Telephone Company shall design and determine the routing of Tandem Switched Access Transport Service, including the selection of the first point of switching and the election of facilities from the interface to any switching point and to the end offices where busy hour minutes of capacity are ordered. The Telephone Company shall also decide if capacity is to be provided by originating only, terminating only, or two-way trunk groups. Finally, the telephone Company will decide whether trunk side access will be provided through the use of two-wire or four-wire trunk terminating equipment.

For Feature Group D Direct Trunked Transport service, the Telephone Company will determine the routing of switched access service from the point of interface to the first point of switching or, if the customer specifies one or more hub locations for multiplexing, from the point of interface to the hub location, from one hub location to another hub location, and/or from a hub location to the first point of switching.

Selection of facilities and equipment and traffic routing of the service are based on standard engineering methods, available facilities and equipment, and the actual traffic patterns. If the customer desires routing or

Transmittal No. 1

Issued: October 9, 2003

Effective: October 24, 2003

Brian H. Strom, President - CEO
SureWest Telephone
200 Vernon Street
Roseville, California 95678

ACCESS SERVICE

6. Switched Access Service (Cont'd)6.8 Description and Provision of Feature Group D (FGD) (Cont'd)6.8.3 Design and Traffic Routing (Cont'd)

directionality different from that determined by the Telephone Company, the Telephone Company will work cooperatively with the customer in determining (1) whether the service is to be routed directly to an end office or through an access tandem switch and (2) the directionality of the service.

6.8.4 Measuring Access Minutes

Customer traffic to end offices will be recorded by the Telephone Company at end office switches or access tandem switches. Originating and terminating calls will be recorded by the Telephone Company to determine the basis for computing chargeable access minutes. In the event the customer message detail is not available because the Telephone Company lost or damaged tapes or incurred recording system outages, the Telephone Company will estimate the volume of lost customer access minutes of use based on previously known values.

For both originating and terminating calls over FGD the measured minutes are the chargeable access minutes.

For originating calls over FGD, usage measurement begins when the originating FGD first point of switching receives the first wink supervisory signal forwarded from the customer's point of termination.

The measurement of originating call usage over FGD ends when the originating FGD first point of switching receives disconnect supervision from either the originating end user's end office, indicating the originating end user has disconnected, or the customer's point of termination, whichever is recognized first by the first point of switching.

Transmittal No. 1

Issued: October 9, 2003

Effective: October 24, 2003

Brian H. Strom, President - CEO
SureWest Telephone
200 Vernon Street
Roseville, California 95678

ACCESS SERVICE

6. Switched Access Service (Cont'd)6.8 Description and Provision of Feature Group D (FGD) (Cont'd)6.8.4 Measuring Access Minutes (Cont'd)

For terminating calls over FGD, the measurement of access minutes begins when the terminating FGD first point of switching receives answer supervision from the terminating end user's end office, indicating the terminating end user has answered.

The measurement of terminating call usage over FGD ends when the terminating FGD first point of switching receives disconnect supervision from either the terminating end user's end office, indicating the terminating end user has disconnected, or the customer's point of termination, whichever is recognized first by the first point of switching.

6.8.5 Design Blocking Probability

The Telephone Company will design the facilities used in the provision of Switched Access Service FGD to meet the blocking probability criteria as set forth in (A) and (B) following.

- (A) For Feature Group D, the design blocking objective will be no greater than one percent (.01) between the point of termination at the customer's designated premises and the end office switch, whether the traffic is directly routed without an alternate route or routed via an access tandem. Standard traffic engineering methods as set forth in reference document Telecommunications Transmission Engineering - Volume 3 - Networks and Services (Chapters 6-7) will be used by the Telephone Company to determine the number of transmission paths required to achieve this level of blocking.

Transmittal No. 1

Issued: October 9, 2003

Effective: October 24, 2003

Brian H. Strom, President - CEO
SureWest Telephone
200 Vernon Street
Roseville, California 95678

ACCESS SERVICE

6. Switched Access Service (Cont'd)6.8 Description and Provision of Feature Group D (FGD) (Cont'd)6.8.5 Design Blocking Probability (Cont'd)

(B) The Telephone Company will perform routine measurement functions to assure that an adequate number of transmission paths are in service. The Telephone Company will recommend that additional capacity (i.e., busy hour minutes of capacity or trunks) be ordered by the customer when additional paths are required to reduce the measured blocking to the designed blocking level. For the capacity ordered, the design blocking objective is assumed to have been met if the routine measurements show that the measured blocking does not exceed the threshold listed in the following tables.

- (1) For transmission paths carrying only first routed traffic direct between an end office and customer's designated premises without an alternate route, and for paths carrying only overflow traffic, the measured blocking thresholds are as follows:

Transmittal No. 1

Issued: October 9, 2003

Effective: October 24, 2003

Brian H. Strom, President - CEO
SureWest Telephone
200 Vernon Street
Roseville, California 95678

ACCESS SERVICE

6. Switched Access Service (Cont'd)6.8 Description and Provision of Feature Group D (FGD) (Cont'd)6.8.5 Design Blocking Probability (Cont'd)

(B) (Cont'd)

(1) (Cont'd)

Number of Transmission Paths Per Trunk Group	Measured Blocking Thresholds in the Time Consistent Busy Hour for the Number of Measurements Taken Between 8:00 a.m. and 11:00 p.m. Per Trunk Group			
	15-20 Measurements	11-14 Measurements	7-10 Measurements	3-6 Measurements
2	7%	8.0%	9%	14.0%
3	5%	6.0%	7%	9.0%
4	5%	6.0%	7%	8.0%
5-6	4%	5.0%	6%	7.0%
7 or more	3%	3.5%	4%	6.0%

(2) For transmission paths carrying first routed traffic between an end office and customer's premises via an access tandem, the measured blocking thresholds are as follows:

Number of Transmission Paths Per Trunk Group	Measured Blocking Thresholds in the Time Consistent Busy Hour for the Number of Measurements Taken Between 8:00 a.m. and 11:00 p.m. Per Trunk Group			
	15-20 Measurements	11-14 Measurements	7-10 Measurements	3-6 Measurements
2	4.5%	5.5%	6.0%	9.5%
3	3.5%	4.0%	4.5%	6.0%
4	3.5%	4.0%	4.5%	5.5%
5-6	2.5%	3.5%	4.0%	4.5%
7 or more	2.0%	2.5%	3.0%	4.0%

Transmittal No. 1

Issued: October 9, 2003

Effective: October 24, 2003

Brian H. Strom, President - CEO
SureWest Telephone
200 Vernon Street
Roseville, California 95678

ACCESS SERVICE

6. Switched Access Service (Cont'd)6.8 Description and Provision of Feature Group D (FGD) (Cont'd)6.8.6 Network Blocking Charge

The customer will be notified by the Telephone Company to increase its capacity (busy hour minutes of capacity or quantities of trunks) when excessive trunk group blocking occurs on groups carrying Feature Group D traffic and the measured access minutes for that hour exceed the capacity purchased. Excessive trunk group blocking occurs when the blocking thresholds stated below are exceeded. They are predicated on time consistent, hourly measurements over a 30 day period excluding Saturdays, Sundays and national holidays. If the order for additional capacity has not been received by the Telephone Company within 15 days of the notification, the Telephone Company will bill the customer, at the rate set forth in 17.1.2 following, for each overflow in excess of the blocking threshold when (1) the average "30 day period" overflow exceeds the threshold level for any particular hour and (2) the "30 day period" measured average originating or two-way usage for the same clock hour exceeds the capacity purchased.

Blocking Thresholds

<u>Trunks in Service</u>	<u>1%</u>	<u>1/2%</u>
1-2	7.0%	4.5%
3-4	5.0%	3.5%
5-6	4.0%	2.5%
7 or greater	3.0%	2.0%

The 1% blocking threshold is for transmission paths carrying traffic direct (without an alternate route) between an end office and a customer's premises.

Transmittal No. 1

Issued: October 9, 2003

Effective: October 24, 2003

Brian H. Strom, President - CEO
SureWest Telephone
200 Vernon Street
Roseville, California 95678

ACCESS SERVICE

6. Switched Access Service (Cont'd)6.8 Description and Provision of Feature Group D (Cont'd)6.8.6 Network Blocking Charge (Cont'd)

The 1/2% blocking threshold is for transmission paths carrying first routed traffic between an end office and a customer's premises via an access tandem.

6.8.7 Testing Capabilities

FGD is provided, in the terminating direction where equipment is available, with seven digit access to balance (100 type) test line, milliwatt (102 type) test line, nonsynchronous or synchronous test line, automatic transmission measuring (105 type) test line, data transmission (107 type) test line, loop around test line, short circuit test line and open circuit test line. In addition to the tests described in 6.2.4 preceding, which are included with the installation of service (Acceptance Testing) and as ongoing routine testing, Additional Cooperative Acceptance Testing, Additional Automatic Testing and Additional Manual Testing, are available as set forth in 13.3.1 following.

Transmittal No. 1

Issued: October 9, 2003

Effective: October 24, 2003

Brian H. Strom, President - CEO
SureWest Telephone
200 Vernon Street
Roseville, California 95678